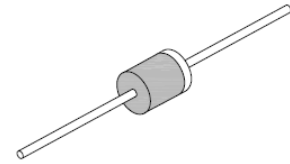


6.0A Ultra Fast Recovery Rectifier

Features

- Low forward voltage drop
- High current capability
- High reliability
- High surge current capability
- High temperature soldering guaranteed: 250°C/10 seconds
/.375" (9.5mm) lead length at 5lbs (2.3kg) tension



T6

Mechanical Data

Case:	T6, molded plastic
Epoxy:	UL 94V-0 rate flame retardant
Terminals:	Axial leads, solderable per MIL-STD-202, Method 208 guaranteed
Polarity:	Color band denotes cathode end
Weight:	2.1 grams

Maximum Ratings and Electrical Characteristics ($T_A=25^\circ\text{C}$ unless noted otherwise)

Symbol	Description	TUF 601	TUF 602	TUF 603	TUF 604	TUF 605	TUF 606	TUF 607	Unit	Conditions
V_{RRM}	Maximum Repetitive Peak Reverse Voltage	50	100	200	300	400	600	800	V	
V_{RMS}	Maximum RMS Voltage	35	70	140	210	280	420	560	V	
V_{DC}	Maximum DC Blocking Voltage	50	100	200	300	400	600	800	V	
I_{o(AV)}	Maximum Average Forward Rectified Current	6.0							A	$T_A=55^\circ\text{C}$
I_{FSM}	Peak Forward Surge Current	300							A	8.3ms single half sine-wave superimposed on rated load (JEDEC method)

6.0A Ultra Fast Recovery Rectifier

TUF601 - TUF607

Symbol	Description	TUF 601	TUF 602	TUF 603	TUF 604	TUF 605	TUF 606	TUF 607	Unit	Conditions
V_F	Maximum Instantaneous Forward Voltage	1.0			1.3		1.7		V	I _F =6.0 A
I_R	Maximum DC Reverse Current at Rated DC Blocking Voltage	10.0							μA	TA=25° C
		200								TA=100° C
T_{rr}	Typical Reverse Recovery Time	50					75		nS	I _F =0.5A, I _R =1A, I _{rr} =0.25A
C_J	Typical Junction Capacitance	100					65		pf	V _R =4V, f=1MHz
T_J	Operating Temperature range	-55 to +125							° C	
T_{STG}	Storage Temperature Range	-55 to +150								

Typical Characteristics Curves

Fig.1-Max. Forward Current Derating Curve

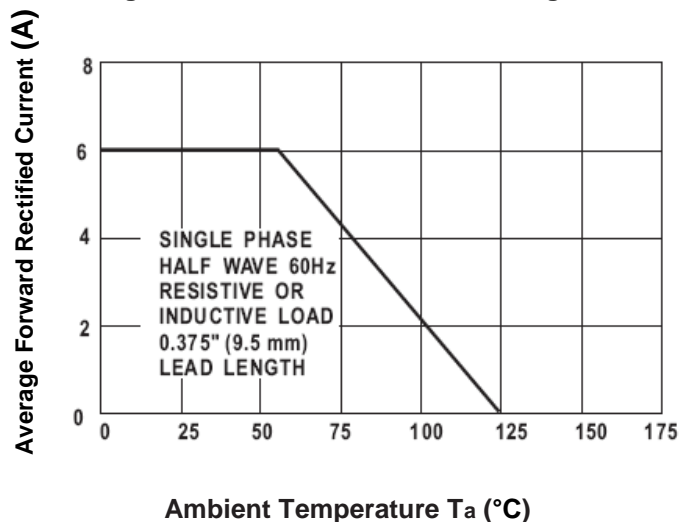
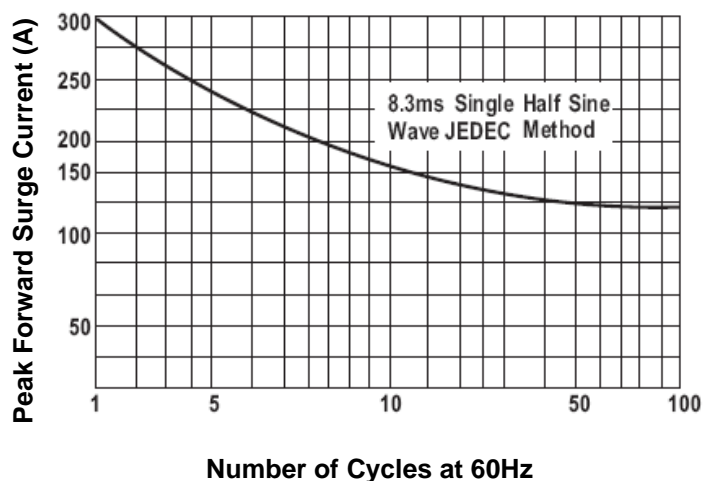


Fig.2-Max. Non-Repetitive Forward Surge Current



6.0A Ultra Fast Recovery Rectifier

TUF601 - TUF607

Fig.3- Typical Forward Characteristics

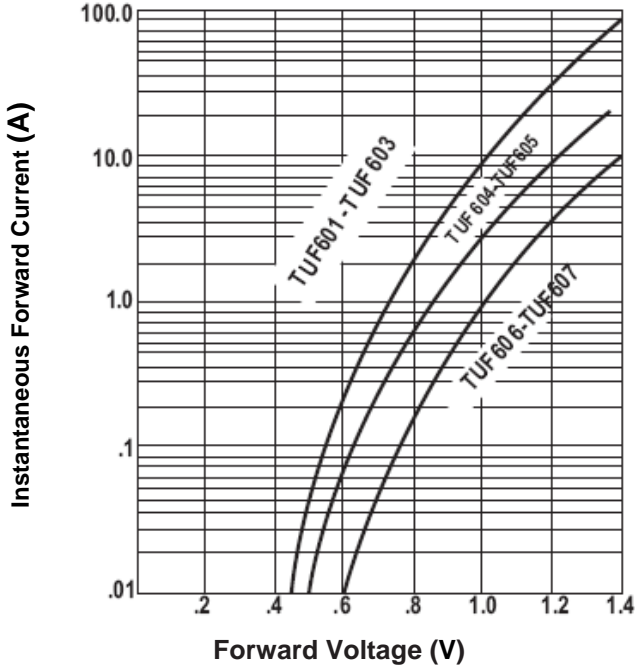


Fig.4-Typical Reverse Characteristics

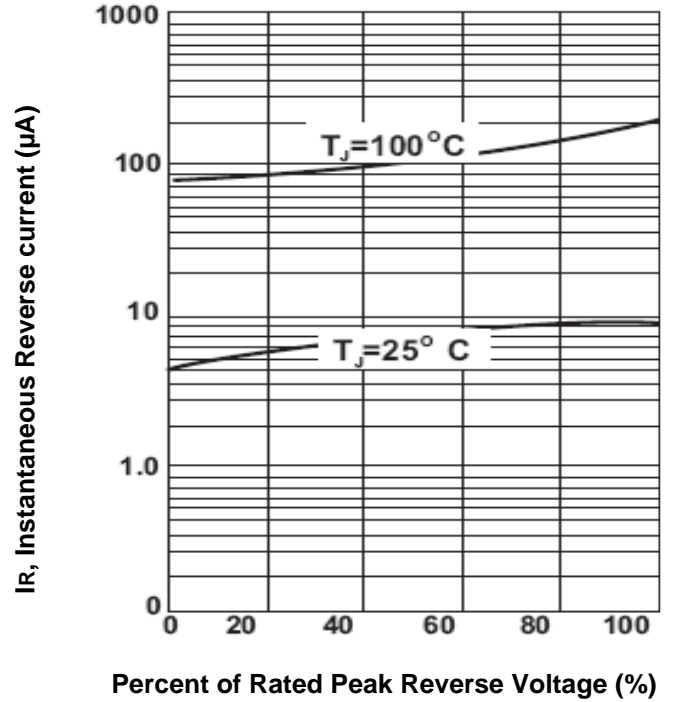
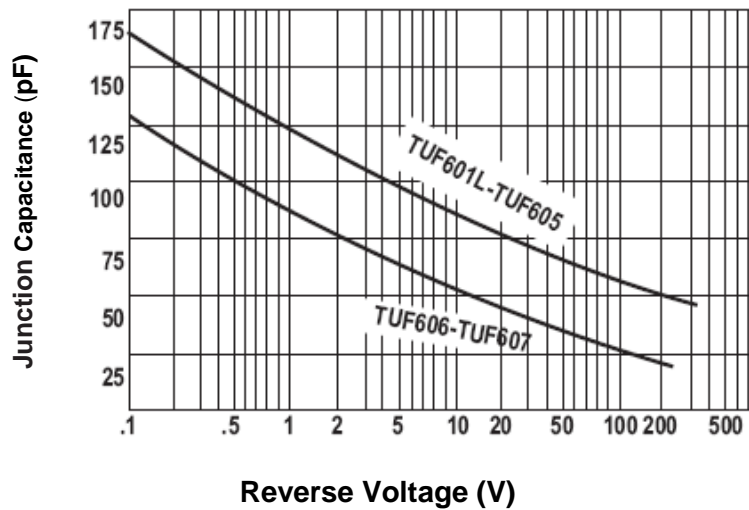


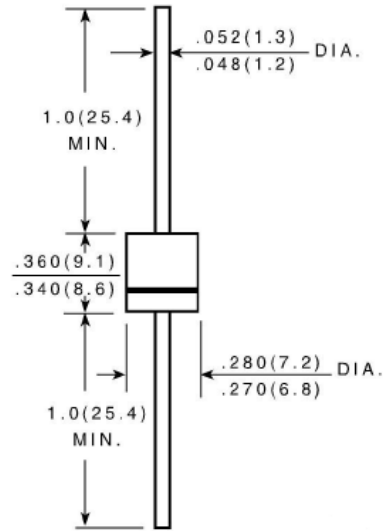
Fig.5- Typical Junction Capacitance



6.0A Ultra Fast Recovery Rectifier

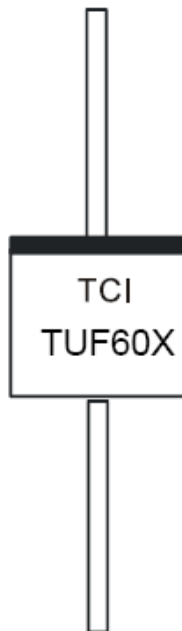
TUF601 - TUF607

Dimensions in inches (mm)



T6

Marking Information:

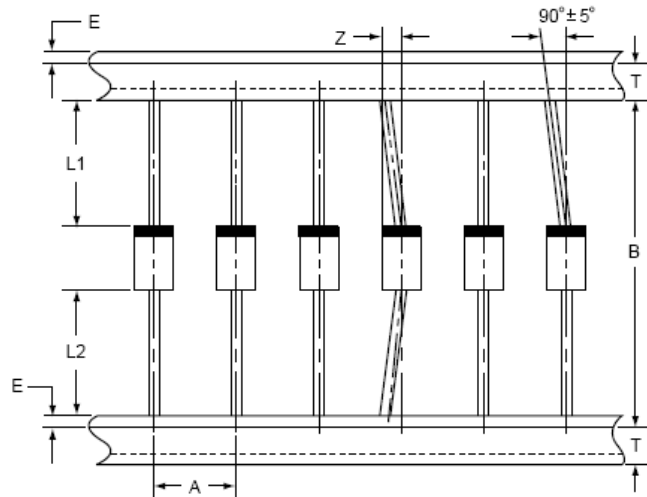


6.0A Ultra Fast Recovery Rectifier

TUF601 - TUF607

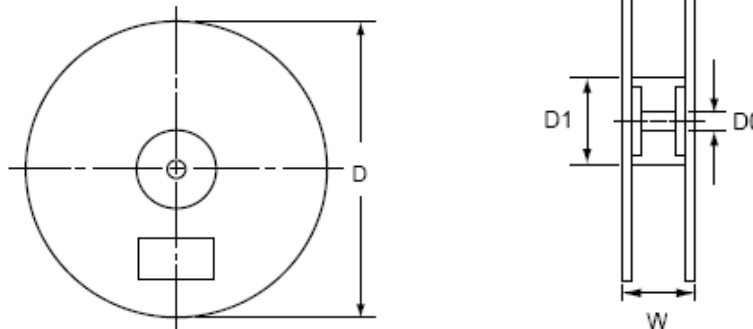
Packing Information:

Carrier Tape Dimensions (in mm)



Components Outline	A	B	L1- L2	T	E	Z
T6	10±0.5	52.4+1.5/-0.4	Max.1.0	6.0±0.4	Max.0.8	Max.1.2

Reel Dimensions (in mm)



D	D0	D1	W
330.0	30.0±5.0	85.7±5.0	79.0±1.0

6.0A Ultra Fast Recovery Rectifier

TUF601 - TUF607

Packing Quantity Information:

Type	PCS per Inner Box	PCS per Carton
-TR30 Tape & Reel	1000/Reel	4000
-BL Bulk	400	9600
-AR Ammo	400	7200

Carton Information:

Type	Carton Size
-TR30 Tape & Reel	360 X 350 X 345 (in mm)
-BL Bulk	360 X 325 X 295 (in mm)
-AR Ammo	500 X 280 X 305(in mm)

How to contact us

<p style="text-align: center;">USA HEADQUARTERS 28040 WEST HARRISON PARKWAY, VALENCIA, CA 91355-4162 Tel: (800)-TAITRON (800)-824-8766 (661)-257-6060 Fax: (800)-TAITFAX (800)-824-8329 (661)-257-6415 Email: taitron@taitroncomponents.com Http://www.taitroncomponents.com</p>
<p style="text-align: center;">TAITRON COMPONENTS INCORPORATED TAIWAN BRANCH 6F., NO.190, SEC. 2, ZHONGXING RD., XINDIAN DIST., NEW TAIPEI CITY 23146, TAIWAN R.O.C. Tel: 886-2-2913-6238 Fax: 886-2-2913-6239</p>
<p style="text-align: center;">TAITRON COMPONENT TECHNOLOG SHANGHAI CORPORATION SUITE 1503, METROBANK PLAZA, 1160 WEST YAN'AN ROAD, SHANGHAI, 200052, CHINA Tel: +86-21-5424-9942 Fax: +86-21-2302-5027</p>