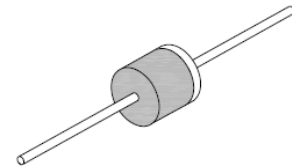


6.0A Ultra Fast Recovery Rectifier

Features

- Low forward voltage drop
- High current capability
- High reliability
- High surge current capability
- High temperature soldering guaranteed: 250°C/10 seconds
/.375" (9.5mm) lead length at 5lbs (2.3kg) tension
- RoHS Compliance



T6L



Mechanical Data

Case:	T6L (R-6), molded plastic
Epoxy:	UL 94V-0 rate flame retardant
Terminals:	Axial leads, solderable per MIL-STD-202, Method 208 guaranteed
Polarity:	Color band denotes cathode end
Weight:	2.1 grams

Maximum Ratings and Electrical Characteristics ($T_A=25^\circ\text{C}$ unless noted otherwise)

Symbol	Description	TUF 601L	TUF 602L	TUF 603L	TUF 604L	TUF 605L	TUF 606L	TUF 607L	Unit	Conditions
V_{RRM}	Maximum Repetitive Peak Reverse Voltage	50	100	200	300	400	600	800	V	
V_{RMS}	Maximum RMS Voltage	35	70	140	210	280	420	560	V	
V_{DC}	Maximum DC Blocking Voltage	50	100	200	300	400	600	800	V	
I_{o(AV)}	Maximum Average Forward Rectified Current	6.0							A	$T_A=55^\circ\text{C}$
I_{FSM}	Peak Forward Surge Current	300							A	8.3ms single half sine-wave superimposed on rated load (JEDEC method)

6.0A Ultra Fast Recovery Rectifier

TUF601L - TUF607L

Symbol	Description	TUF 601L	TUF 602L	TUF 603L	TUF 604L	TUF 605L	TUF 606L	TUF 607L	Unit	Conditions
V_F	Maximum Instantaneous Forward Voltage	1.0			1.3		1.7		V	I _F =6.0 A
I_R	Maximum DC Reverse Current at Rated DC Blocking Voltage	10.0							μA	TA=25° C
		200								TA=100° C
T_{rr}	Typical Reverse Recovery Time	50					75		nS	I _F =0.5A, I _R =1A, I _{rr} =0.25A
C_J	Typical Junction Capacitance	100					65		pf	V _R =4V, f=1MHz
T_J	Operating Temperature range	-55 to +125							° C	
T_{STG}	Storage Temperature Range	-55 to +150								

Typical Characteristics Curves

Fig.1-Max. Forward Current Derating Curve

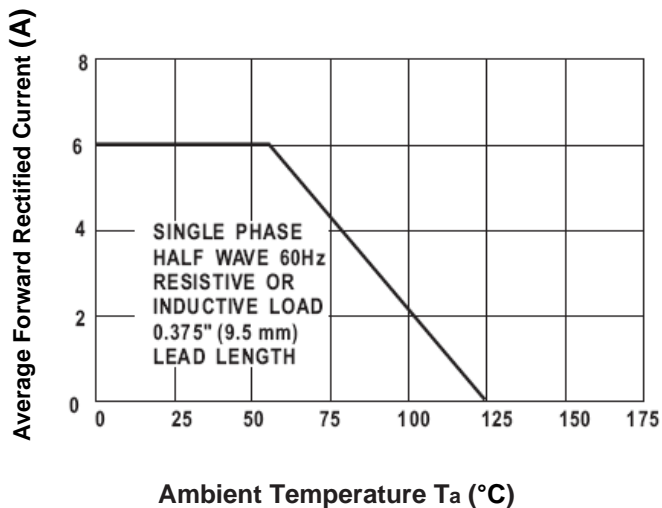
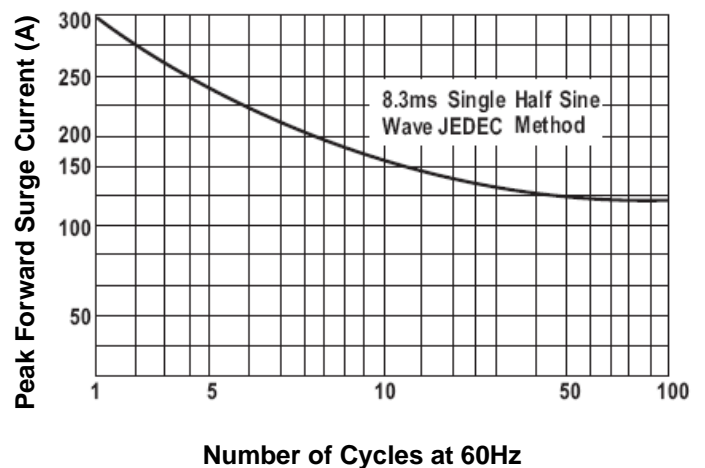


Fig.2-Max. Non-Repetitive Forward Surge Current



6.0A Ultra Fast Recovery Rectifier

TUF601L - TUF607L

Fig.3- Typical Forward Characteristics

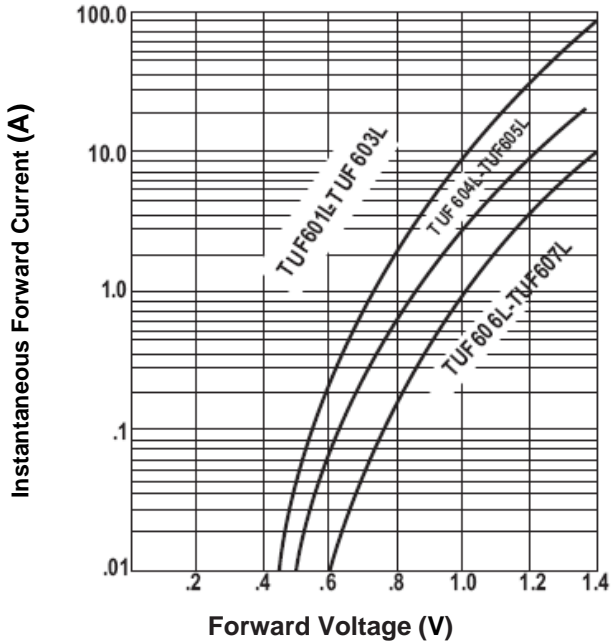


Fig.4-Typical Reverse Characteristics

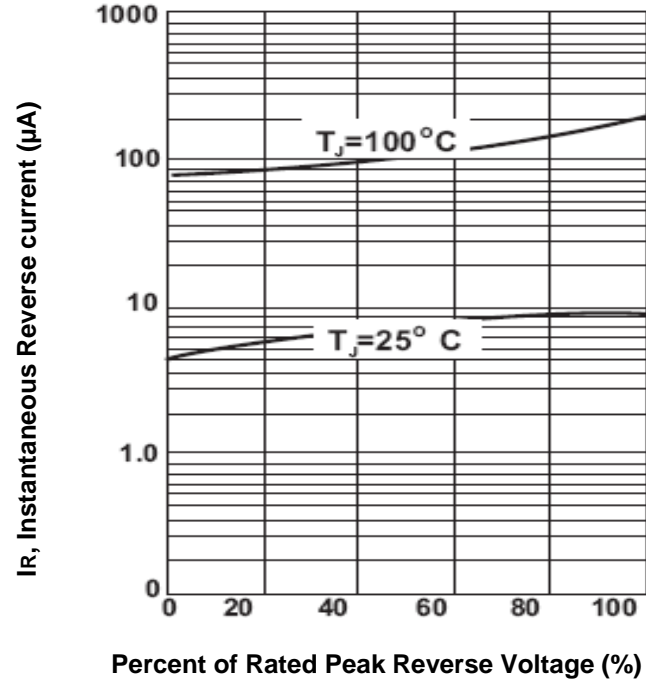
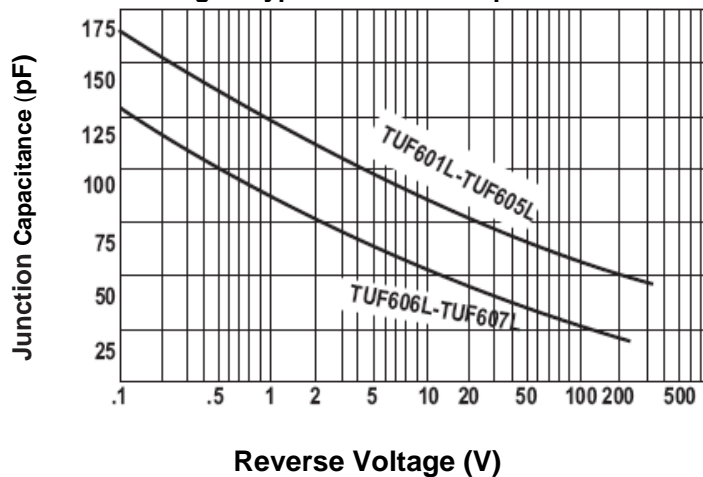


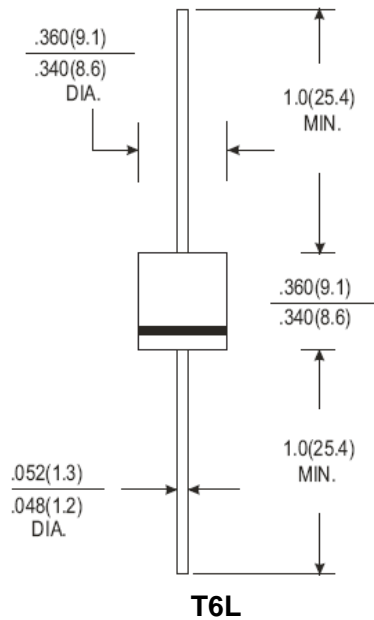
Fig.5- Typical Junction Capacitance



6.0A Ultra Fast Recovery Rectifier

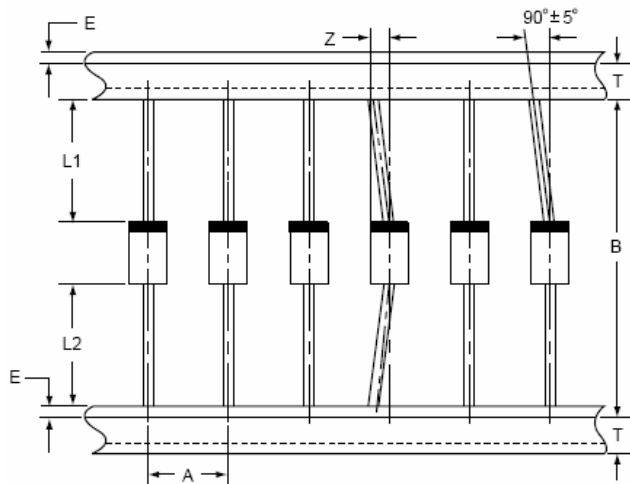
TUF601L - TUF607L

Dimensions in inches (mm)



Packing Information:

Carrier Tape Dimensions (in mm) Loaded quantity 750 PCS per reel

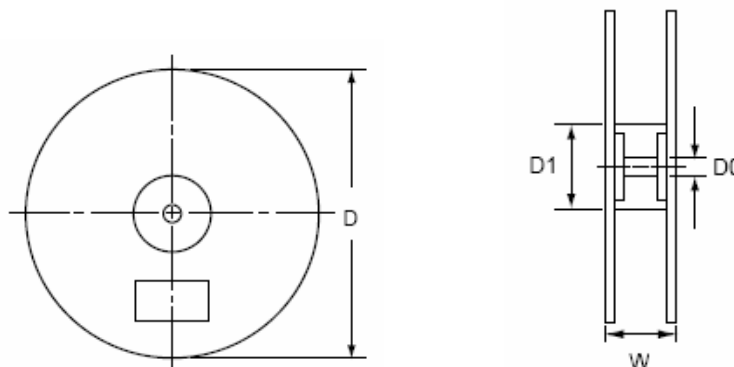


Components Outline	A	B	L1- L2	T	E	Z
T6L	10 ± 0.5	52.4 ± 1	Max. 1.0	6 ± 0.4	Max. 0.8	Max. 1.2

6.0A Ultra Fast Recovery Rectifier

TUF601L - TUF607L

Reel Dimensions (in mm)



D	D0	D1	W
330.0±2.0	16.6±0.4	85.7±0.3	79.0±1.0

Carton Information

PCS per Carton	Carton Size
3000	340X340X330 (in mm)

How to contact us:

US HEADQUARTERS

28040 WEST HARRISON PARKWAY, VALENCIA, CA 91355-4162

Tel: (800) TAITRON (800) 824-8766 (661) 257-6060

Fax: (800) TAITFAX (800) 824-8329 (661) 257-6415

Email: taitron@taitroncomponents.com

Http://www.taitroncomponents.com

TAITRON COMPONENTS MEXICO, S.A .DE C.V.

BOULEVARD CENTRAL 5000 INTERIOR 5 PARQUE INDUSTRIAL ATITALAQUIA, HIDALGO C.P.
42970 MEXICO

Tel: +52-55-5560-1519

Fax: +52-55-5560-2190

TAITRON COMPONETS INCORPORATED E REPRESENTAÇÕES DO BRASIL LTDA

RUA DOMINGOS DE MORAIS, 2777, 2.ANDAR, SALA 24 SAÚDE - SÃO PAULO-SP 04035-001 BRAZIL

Tel: +55-11-5574-7949

Fax: +55-11-5572-0052

TAITRON COMPONETS INCORPORATED, SHANGHAI REPRESENTATIVE OFFICE

CROSS REGION PLAZA, 899 LINGLING ROAD, SUITE 18C, SHANGHAI, 200030, CHINA

Tel: +86-21-5424-9942

Fax: +86-21-5424-9931