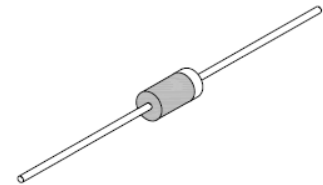


## 1.5A Ultra Fast Recovery Rectifier

### Features

- Low forward voltage drop
- High current capability
- High reliability
- High surge current capability
- High temperature soldering guaranteed: 250°C/10 seconds  
.375" (9.5mm) lead length at 5lbs (2.3kg) tension
- RoHS Compliance



DO-15



### Mechanical Data

<b>Case:</b>	DO-15, molded plastic
<b>Epoxy:</b>	UL 94V-0 rate flame retardant
<b>Terminals:</b>	Axial leads, solderable per MIL-STD-202, Method 208 guaranteed
<b>Polarity:</b>	Color band denotes cathode end
<b>Weight:</b>	0.40gram

### Maximum Ratings and Electrical Characteristics ( $T_A=25^{\circ}\text{C}$ unless noted otherwise)

Symbol	Description	TUF 151	TUF 152	TUF 153	TUF 154	TUF 155	TUF 156	TUF 157	TUF 158	Unit	Conditions
<b>V<sub>RRM</sub></b>	Maximum Repetitive Peak Reverse Voltage	50	100	200	300	400	600	800	1000	V	
<b>V<sub>RMS</sub></b>	Maximum RMS Voltage	35	70	140	210	280	420	560	700	V	
<b>V<sub>DC</sub></b>	Maximum DC Blocking Voltage	50	100	200	300	400	600	800	1000	V	
<b>I<sub>O(AV)</sub></b>	Maximum Average Forward Rectified Current	1.5								A	$T_A=55^{\circ}\text{C}$
<b>I<sub>FSM</sub></b>	Peak Forward Surge Current	50								A	8.3ms single half sine-wave superimposed on rated load (JEDEC method)

# 1.5A Ultra Fast Recovery Rectifier

## TUF151 - TUF158

Symbol	Description	TUF 151	TUF 152	TUF 153	TUF 154	TUF 155	TUF 156	TUF 157	TUF 158	Unit	Conditions	
<b>V<sub>F</sub></b>	Maximum Instantaneous Forward Voltage	1.0			1.3		1.7			V	I <sub>F</sub> =1.5 A	
<b>I<sub>R</sub></b>	Maximum DC Reverse Current at Rated DC Blocking Voltage	5.0									μA	T <sub>A</sub> =25° C
		100										T <sub>A</sub> =100° C
<b>T<sub>rr</sub></b>	Typical Reverse Recovery Time	50					75				nS	I <sub>F</sub> =0.5A, I <sub>R</sub> =1A, I <sub>rr</sub> =0.25A
<b>C<sub>J</sub></b>	Typical Junction Capacitance	50					30				pf	V <sub>R</sub> =4V, f=1MHz
<b>T<sub>J</sub></b>	Operating Temperature range	-55 to +125									° C	
<b>T<sub>STG</sub></b>	Storage Temperature Range	-55 to +150										

### Typical Characteristics Curves

Fig.1-Max. Forward Current Derating Curve

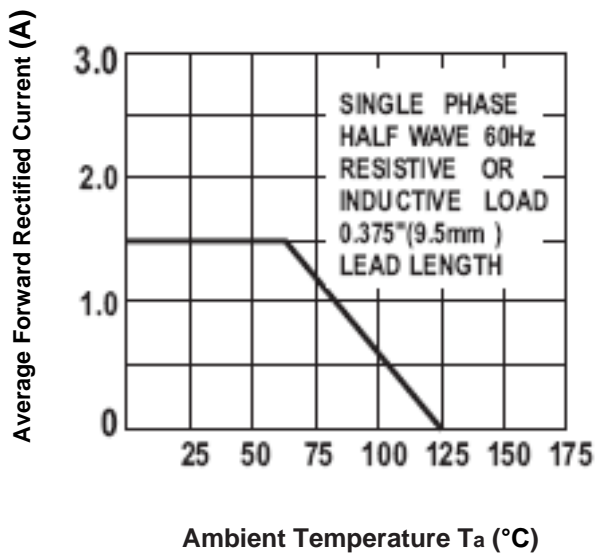
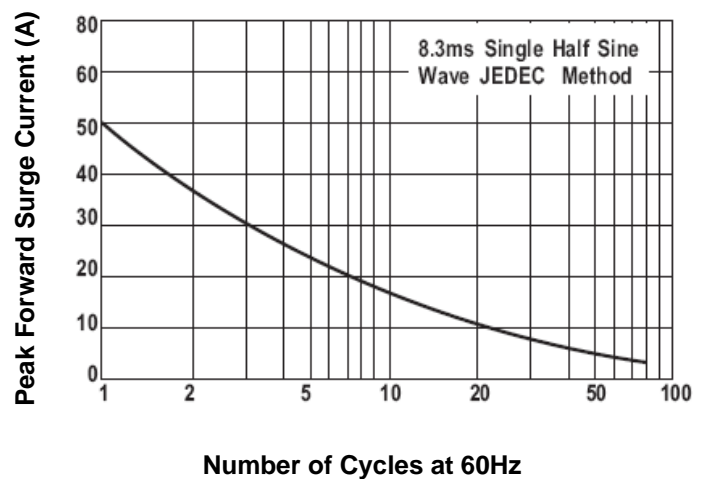


Fig.2-Max. Non-Repetitive Forward Surge Current



# 1.5A Ultra Fast Recovery Rectifier

## TUF151 - TUF158

Fig.3- Typical Forward Characteristics

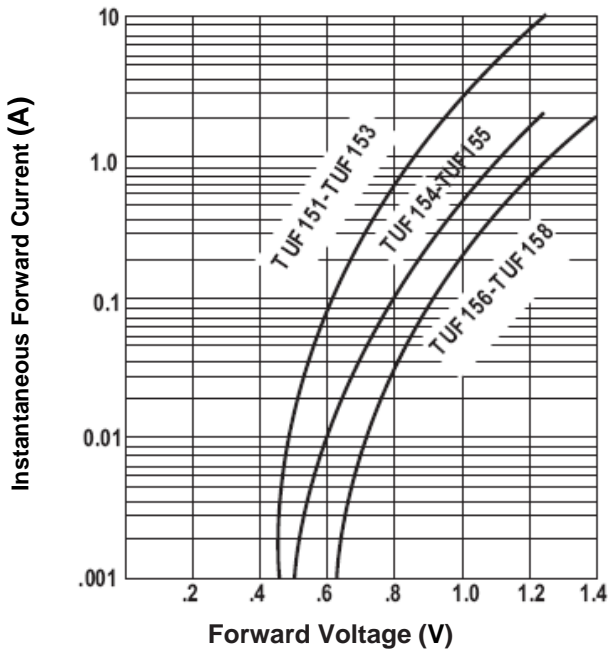


Fig.4-Typical Reverse Characteristics

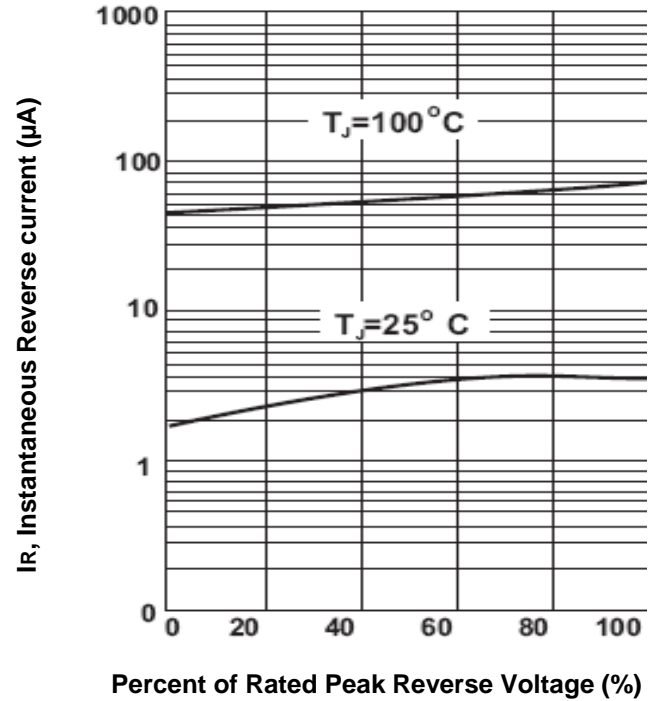
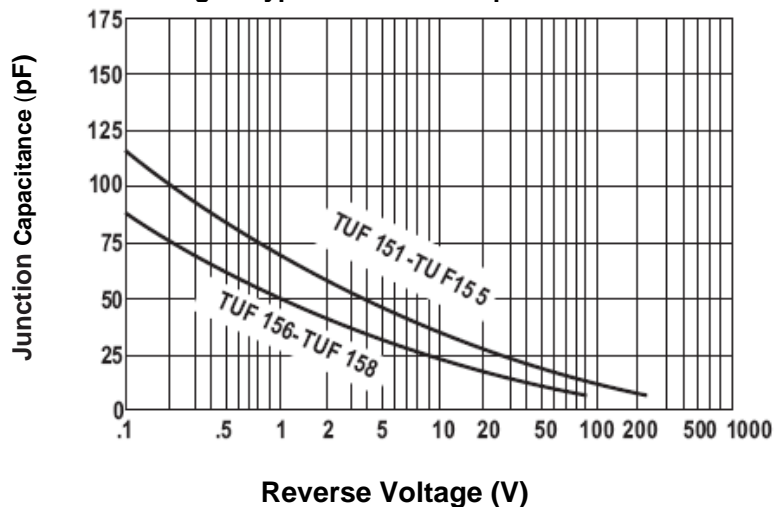


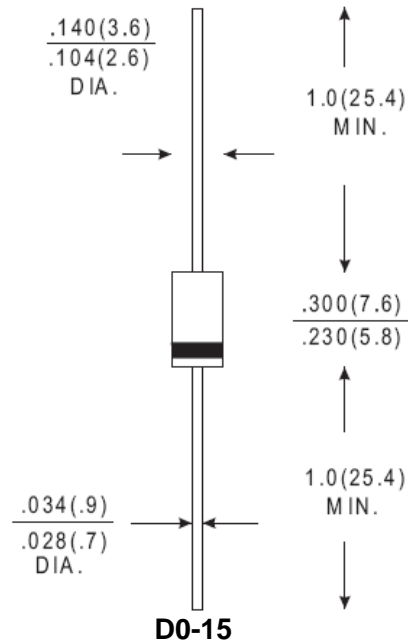
Fig.5- Typical Junction Capacitance



# 1.5A Ultra Fast Recovery Rectifier

## TUF151 - TUF158

### Dimensions in inches (mm)



### How to contact us:

#### US HEADQUARTERS

28040 WEST HARRISON PARKWAY, VALENCIA, CA 91355-4162

Tel: (800) TAITRON (800) 824-8766 (661) 257-6060

Fax: (800) TAITFAX (800) 824-8329 (661) 257-6415

Email: [taitron@taitroncomponents.com](mailto:taitron@taitroncomponents.com)

Http://[www.taitroncomponents.com](http://www.taitroncomponents.com)

#### TAITRON COMPONENTS MEXICO, S.A .DE C.V.

BOULEVARD CENTRAL 5000 INTERIOR 5 PARQUE INDUSTRIAL ATITALAQUIA, HIDALGO C.P.

42970 MEXICO

Tel: +52-55-5560-1519

Fax: +52-55-5560-2190

#### TAITRON COMPONETS INCORPORATED E REPRESENTAÇÕES DO BRASIL LTDA

RUA DOMINGOS DE MORAIS, 2777, 2.ANDAR, SALA 24 SAÚDE - SÃO PAULO-SP 04035-001 BRAZIL

Tel: +55-11-5574-7949

Fax: +55-11-5572-0052

#### TAITRON COMPONETS INCORPORATED, SHANGHAI REPRESENTATIVE OFFICE

CROSS REGION PLAZA, 899 LINGLING ROAD, SUITE 18C, SHANGHAI, 200030, CHINA

Tel: +86-21-5424-9942

Fax: +86-21-5424-9931