


## 8A Glass Passivated Bridge Rectifier

### Features

- Glass passivated chip junction
- Low forward voltage drop
- High reliability
- Ideal for printed circuit boards
- High temperature soldering guaranteed: 250° C/10 seconds at 5lbs.(2.3kg) tension



### Mechanical Data

<b>Case:</b>	TU, Epoxy meets UL 94V-0 flammability rating
<b>Terminals:</b>	Plated leads solderable per MIL-STD-202, Method 208
<b>Polarity:</b>	Polarity symbols marked on case
<b>Mounting Torque:</b>	8.8 in. – lbs. max.
<b>Weight:</b>	8.0 grams (approx)

### Maximum Ratings And Electrical Characteristics (T<sub>amb</sub>=25° C)

Symbols	Parameter	TU 800G	TU 801G	TU 802G	TU 804G	TU 806G	TU 808G	TU 810G	Unit	Conditions
<b>V<sub>RRM</sub></b>	Maximum Repetitive Peak Reverse Voltage	50	100	200	400	600	800	1000	V	
<b>V<sub>RMS</sub></b>	Maximum RMS Voltage	35	70	140	280	420	560	700	V	
<b>V<sub>DC</sub></b>	Maximum DC Blocking Voltage	50	100	200	400	600	800	1000	V	
<b>I<sub>F(AV)</sub></b>	Maximum Average Forward Rectified Current (Note 1)	8.0							A	T <sub>A</sub> =100° C
<b>I<sub>FSM</sub></b>	Peak Forward Surge Current	300							A	8.3ms single half sine-wave superimposed on rated load (JEDEC Method)
<b>V<sub>F</sub></b>	Maximum Instantaneous Forward Voltage Drop per leg	1.0							V	I <sub>F</sub> =8.0A
<b>I<sub>R</sub></b>	Maximum DC Reverse Current at Rated DC Blocking Voltage per leg	10							μA	T <sub>A</sub> =25° C
		500								T <sub>A</sub> =125° C

# 8A Glass Passivated Bridge Rectifier

## TU800G - TU810G

Symbols	Parameter	TU 800G	TU 801G	TU 802G	TU 804G	TU 806G	TU 808G	TU 810G	Unit	Conditions
$I_{Tt}$	Rating for Fusing (1ms<t<8.3ms)	374							A <sup>2</sup> S	
$R_{\theta JA}$	Typical Thermal Resistance per leg	18							°C/W	(Note 2)
$R_{\theta JC}$	Typical Thermal Resistance per leg	3.0							°C/W	(Note 1)
$T_J, T_{STG}$	Operating and Storage Temperature Range	-55 to 150							°C	

### Note:

1. Mounted on 75 x 75 x 3.0mm Al. plate
2. Mounted on PCB at 9.5mm lead length with 12mm<sup>2</sup> copper pad
3. Single Phase, half wave, 60 Hz, resistive or inductive load.  
For capacitive load, derate current by 20%

## Rating and Characteristic Curves

Fig.1- Forward Current Derating Curve

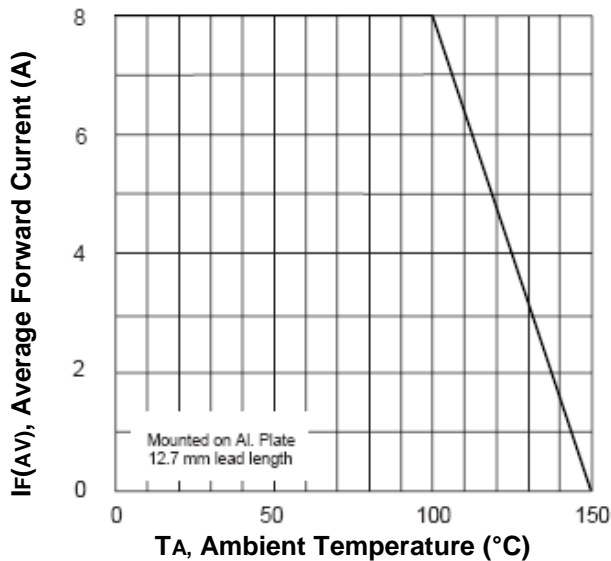
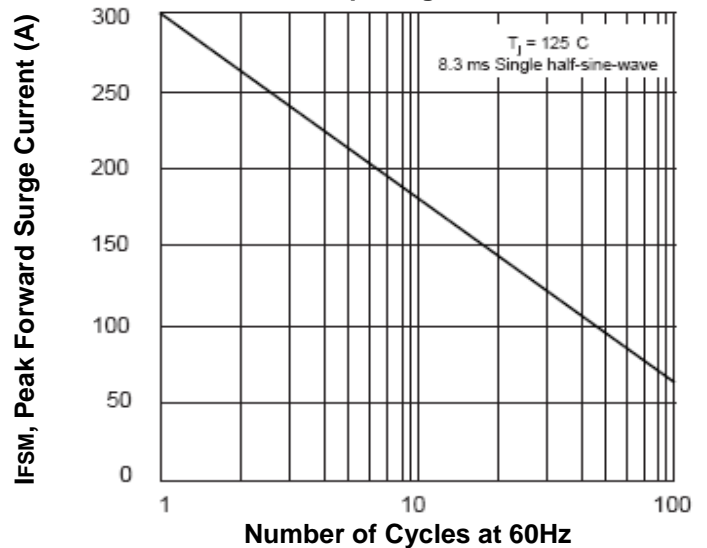


Fig.2-Max Non-Repetitive Peak Forward Surge Current per leg



# 8A Glass Passivated Bridge Rectifier

## TU800G - TU810G

Fig.3- Typical Forward Characteristics, per leg

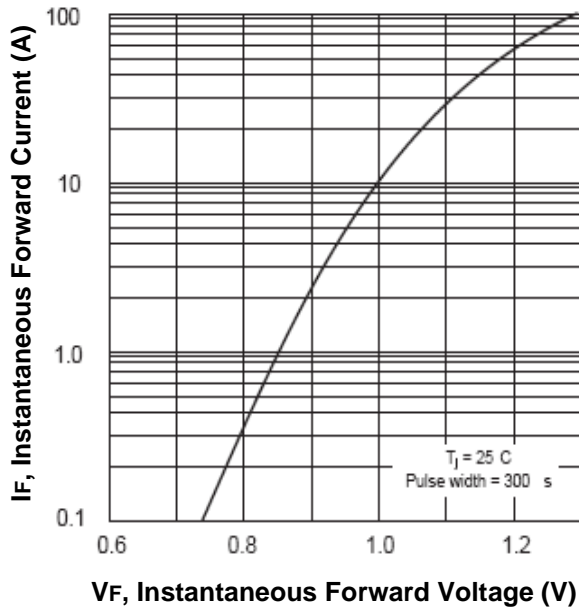


Fig.4-Typical Reverse Characteristics per leg

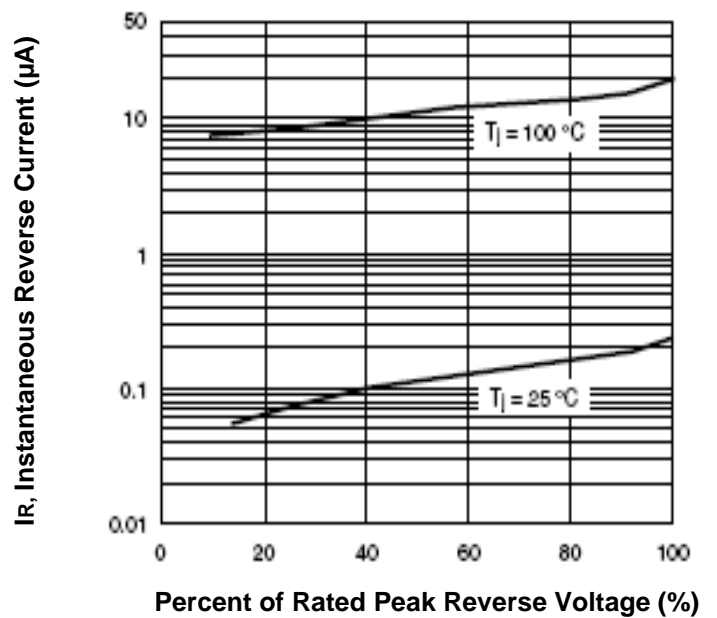
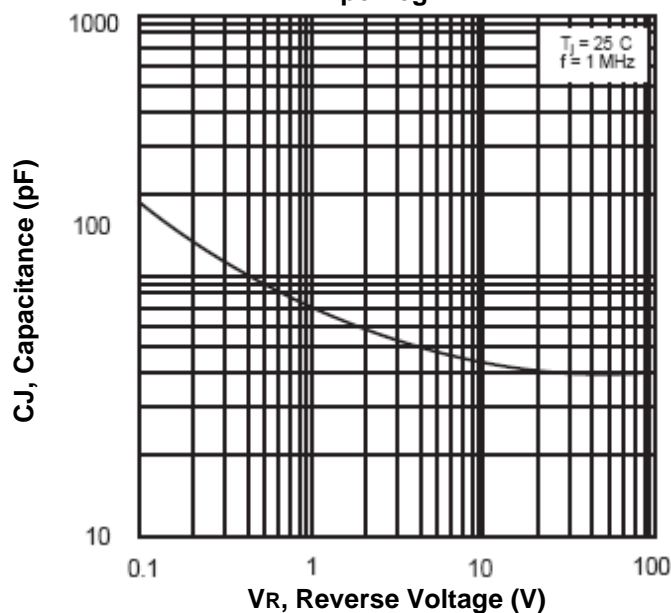


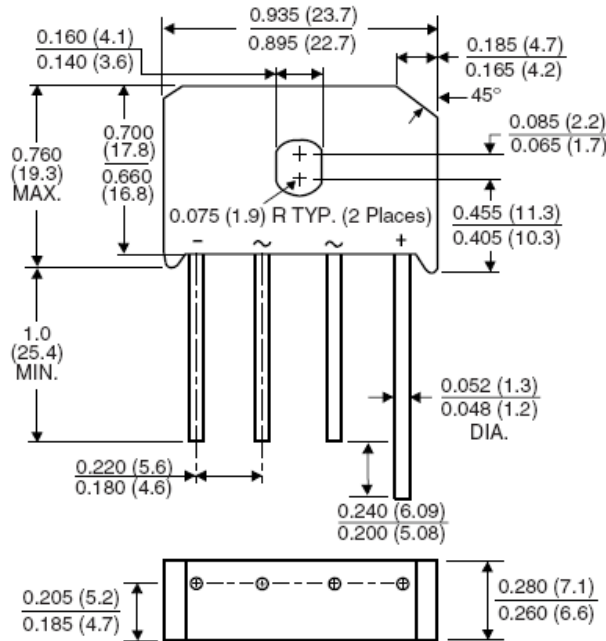
Fig.5-Typical Junction Capacitance, per leg



# 8A Glass Passivated Bridge Rectifier

## TU800G - TU810G

### Dimensions in inch (mm)



TU

### How to contact us

#### USA HEADQUARTERS

28040 WEST HARRISON PARKWAY, VALENCIA, CA 91355-4162

Tel: (800)-TAITRON (800)-824-8766 (661)-257-6060

Fax: (800)-TAITFAX (800)-824-8329 (661)-257-6415

Email: [taitron@taitroncomponents.com](mailto:taitron@taitroncomponents.com)

Http://[www.taitroncomponents.com](http://www.taitroncomponents.com)

#### TAITRON COMPONENTS INCORPORATED TAIWAN BRANCH

6F., NO.190, SEC. 2, ZHONGXING RD., XINDIAN DIST., NEW TAIPEI CITY 23146, TAIWAN R.O.C.

Tel: 886-2-2913-6238

Fax: 886-2-2913-6239

#### TAITRON COMPONENT TECHNOLOG SHANGHAI CORPORATION

SUITE 1503, METROBANK PLAZA, 1160 WEST YAN'AN ROAD, SHANGHAI, 200052, CHINA

Tel: +86-21-5424-9942

Fax: +86-21-2302-5027