


6A Glass Passivated Bridge Rectifier

Features

- Glass passivated chip junction
- Low forward voltage drop
- High reliability
- Ideal for printed circuit boards
- High temperature soldering guaranteed: 250° C/10 seconds at 5lbs.(2.3kg) tension



TU

Mechanical Data

Case:	TU, Epoxy meets UL 94V-0 flammability rating
Terminals:	Plated leads solderable per MIL-STD-202, Method 208
Polarity:	Polarity symbols marked on case
Mounting Torque:	8.8 in. – lbs. max.
Weight:	8.0 grams (approx)

Maximum Ratings And Electrical Characteristics (T_{amb}=25°C)

Symbols	Parameter	TU 600G	TU 601G	TU 602G	TU 604G	TU 606G	TU 608G	TU 610G	Unit	Conditions
VRRM	Maximum Repetitive Peak Reverse Voltage	50	100	200	400	600	800	1000	V	
VRMS	Maximum RMS Voltage	35	70	140	280	420	560	700	V	
VDC	Maximum DC Blocking Voltage	50	100	200	400	600	800	1000	V	
IF(AV)	Maximum Average Forward Rectified Current (Note 1)	6.0							A	TA=100°C
IFSM	Peak Forward Surge Current	250							A	8.3ms single half sine-wave superimposed on rated load (JEDEC Method)
VF	Maximum Instantaneous Forward Voltage Drop per leg	1.0							V	IF=6.0A
IR	Maximum DC Reverse Current at Rated DC Blocking Voltage per leg	5.0							µA	TA=25°C
		500								TA=125°C

6A Glass Passivated Bridge Rectifier

TU600G - TU610G

Symbols	Parameter	TU 600G	TU 601G	TU 602G	TU 604G	TU 606G	TU 608G	TU 610G	Unit	Conditions
I_{Tt}	Rating for Fusing (1ms<t<8.3ms)	259							A ² S	
$R_{\theta JA}$	Typical Thermal Resistance per leg	8.6							°C/W	(Note 2)
$R_{\theta JC}$	Typical Thermal Resistance per leg	3.1							°C/W	(Note 1)
T_J, T_{STG}	Operating and Storage Temperature Range	-55 to 150							°C	

Note:

1. Mounted on 65 x 35 x 1.5mm Al. plate
2. Mounted on PCB at 9.5mm lead length with 12mm² copper pad
3. Single Phase, half wave, 60 Hz, resistive or inductive load.
For capacitive load, derate current by 20%

Rating and Characteristic Curves

Fig.1- Forward Current Derating Curve

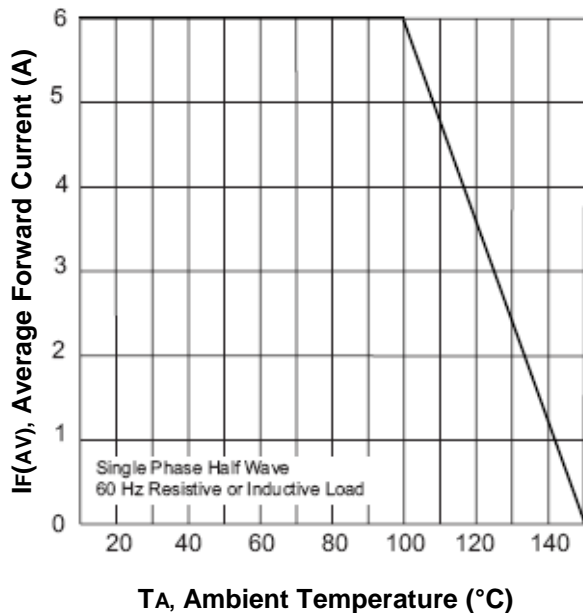
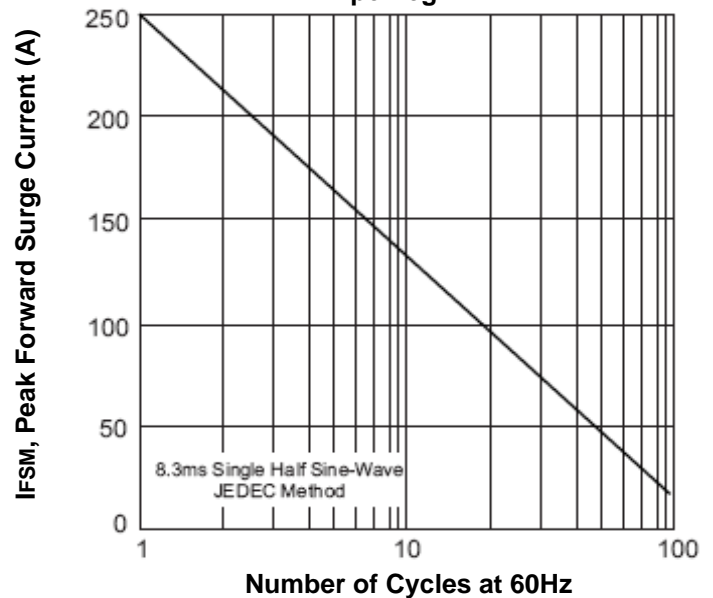


Fig.2-Max Non-Repetitive Peak Forward Surge Current per leg



6A Glass Passivated Bridge Rectifier

TU600G - TU610G

Fig.3- Typical Forward Characteristics, per leg

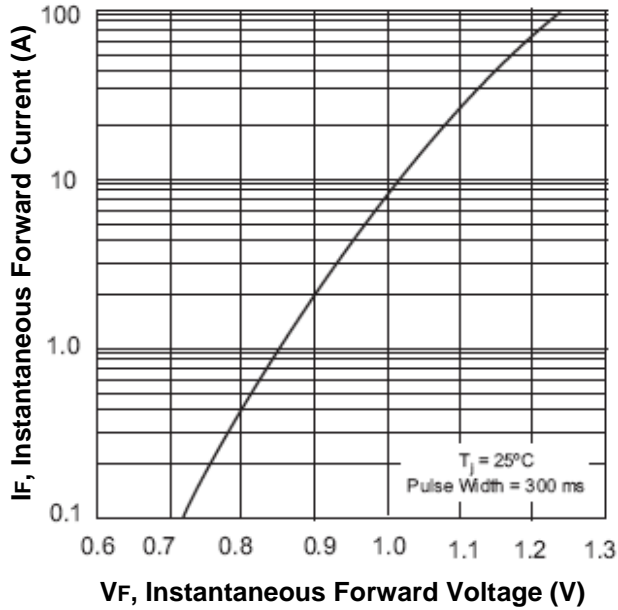


Fig.4-Typical Reverse Characteristics per leg

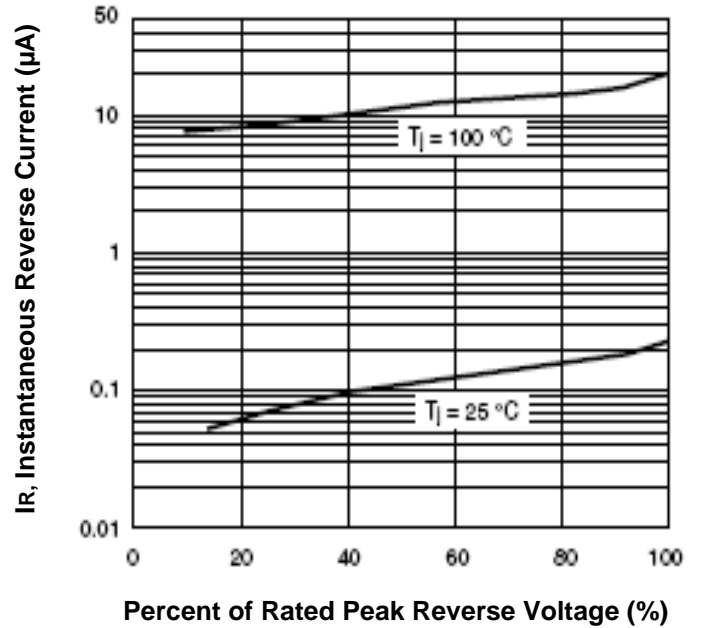
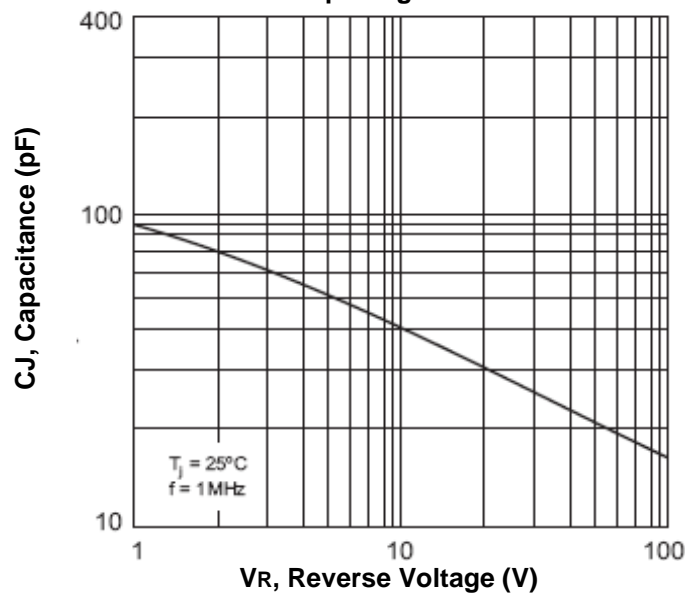


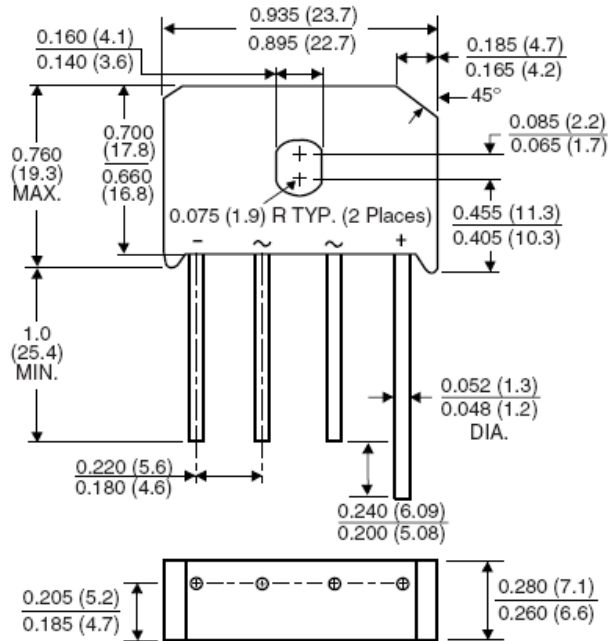
Fig.5-Typical Junction Capacitance, per leg



6A Glass Passivated Bridge Rectifier

TU600G - TU610G

Dimensions in inch (mm)



TU

How to contact us

USA HEADQUARTERS

28040 WEST HARRISON PARKWAY, VALENCIA, CA 91355-4162

Tel: (800)-TAITRON (800)-824-8766 (661)-257-6060

Fax: (800)-TAITFAX (800)-824-8329 (661)-257-6415

Email: taitron@taitroncomponents.com

Http://www.taitroncomponents.com

TAITRON COMPONENTS INCORPORATED TAIWAN BRANCH

6F., NO.190, SEC. 2, ZHONGXING RD., XINDIAN DIST., NEW TAIPEI CITY 23146, TAIWAN R.O.C.

Tel: 886-2-2913-6238

Fax: 886-2-2913-6239

TAITRON COMPONENT TECHNOLOG SHANGHAI CORPORATION

SUITE 1503, METROBANK PLAZA, 1160 WEST YAN'AN ROAD, SHANGHAI, 200052, CHINA

Tel: +86-21-5424-9942

Fax: +86-21-2302-5027