

Metallized Polyester Film Axial Lead Capacitor

Features

- Good Solderability
- Non-inductive construction
- High stability of capacitance and reliability
- Small size, light weight, excellent self-healing property



Applications

- Suitable for coupling, by-pass, filtering, timing circuits
- Use in data processing, auto control system and telecommunication industrial instruments

Specification

Description	Value	Conditions
Operation Temperature Range	-40°C ~ +85°C	
Capacitance Range	0.01μF ~ 12μF	
Capacitance Tolerance	±5%(J), ±10%(K), ±20%(M)	
Rated Voltage	100 ~ 630VDC	
Dissipation Factor tan δ	1.0% Max	at 25°C, 1KHz
Insulation Resistance	>30,000MΩ	C≤0.33μF
	>10,000MΩ×μF	C>0.33μF

Metalized Polyester Film Axial Lead Capacitor

TMEF Series

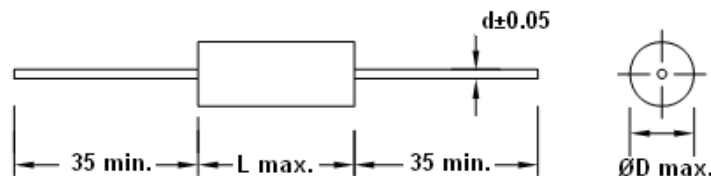
Performance

Reference Standard: GB 7332 (IEC 60384-2) / JIS C 5102

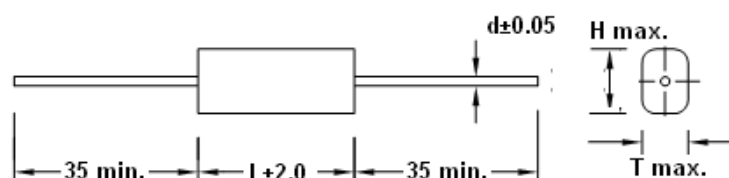
Test Characteristics	Performance	Test Methods JIS C 5102
Withstand voltage: Between terminals	Shall be no abnormality	Apply 1.5 times of rated voltage for 60 sec. charge discharge current must be 1A Max.
Withstand voltage: Between terminals & enclosure	Shall be no abnormality	Apply 2.0 times of rated voltage for 1 to 5 sec.
Insulation resistance: Between terminals	$\geq 30,000\text{M}\Omega$ ($C \leq 0.33\mu\text{F}$, 250~630V) $> 9000\text{M}\Omega$ ($C \leq 0.33\mu\text{F}$, 100V)	Apply rated voltage $\pm 15\%$ for 60 sec. when rated voltage under 100V. Apply 100V $\pm 15\%$ when rated voltage from 100V to 500V at 20°C.
Insulation resistance: Between terminals & enclosure	$\geq 10,000\text{M}\Omega$ ($C > 0.33\mu\text{F}$, 250~630V) $> 3000\text{M}\Omega \cdot \mu\text{F}$ ($C > 0.33\mu\text{F}$, 100V)	
Heat proof: Insulation resistance at 85°C	$\geq 900\text{M}\Omega$ ($C \leq 0.33\mu\text{F}$, at 85°C) $> 300\text{M}\Omega \cdot \mu\text{F}$ ($C > 0.33\mu\text{F}$, at 85°C)	Testing temperature: 85 \pm 2°C
Heat proof: Rate of variation of capacitance at 85°C	Within +5/-2% of the value before test	
Humidity test: Appearance	Shall be no abnormality	Temperature: 40 \pm 2°C; Relative Humidity: 90-95% Testing time: 500+24/-0 Hrs. Apply voltage: rated voltage. After testing, leave it for about 16 Hrs. at standard condition Withstand voltage is 130% rated voltage, 60 sec.
Humidity test: Withstand voltage	Shall be no abnormality	
Humidity test: Insulation resistance	$\geq 27,000\text{M}\Omega$ ($C \leq 0.33\mu\text{F}$) $\geq 900\text{M}\Omega \cdot \mu\text{F}$ ($C > 0.33\mu\text{F}$)	
Humidity test: Dissipation Factor	0.011 (1.1%) Max.	
Humidity test: Rate of variation capacitance	Within $\pm 10\%$ of the value before test	

Dimensions (in mm)

TMET



TMEF



Metallized Polyester Film Axial Lead Capacitor

TMEF Series

TMEF Series

Cap. (μ F)	$V_R=100VDC$				$V_R=250VDC$			
	L	H	T	$\varnothing d$	L	H	T	$\varnothing d$
0.01	15.0	9.0	5.0	0.6	15.0	9.0	5.0	0.6
0.015	15.0	10.0	6.0	0.6	15.0	10.0	6.0	0.6
0.022	15.0	10.0	6.0	0.6	15.0	10.0	6.0	0.6
0.033	15.0	10.0	6.0	0.6	15.0	10.0	6.0	0.6
0.047	15.0	10.0	6.0	0.6	15.0	10.0	6.0	0.6
0.068	15.0	8.0	5.0	0.6	15.0	8.0	5.0	0.6
0.1	15.0	9.0	6.0	0.6	15.0	9.0	6.0	0.6
0.15	15.0	8.0	5.0	0.6	15.0	9.0	6.0	0.6
0.22	15.0	10.0	6.0	0.6	21.0	8.5	5.0	0.8

Cap. (μ F)	$V_R=100VDC$				$V_R=250VDC$			
	L	H	T	$\varnothing d$	L	H	T	$\varnothing d$
0.33	15.0	11.0	6.0	0.6	21.0	10.0	5.0	0.8
0.47	21.0	10.0	6.0	0.8	21.0	11.0	7.0	0.8
0.68	21.0	11.0	6.0	0.8	26.0	11.0	7.0	0.8
1.0	21.0	12.5	7.0	0.8	25	13.5	7.5	0.8
1.5	26.0	12.0	7.0	0.8	32.0	14.5	6.5	0.8
2.2	26.0	16.0	9.0	0.8	32.0	15.0	9.5	0.8
3.3	26.0	18.5	11.0	0.8	31.0	18.0	9.5	0.8
4.7	33.0	18.5	9.0	0.8	38.0	25.0	16.0	0.8
6.8	33.0	19.5	10.6	0.8	38.0	27.0	19.0	0.8
8.0	33.0	20.5	11.5	0.8	42.0	22.5	13.5	0.8
10.0	35.0	19.5	11.0	0.8	47.0	24.0	14.0	0.8

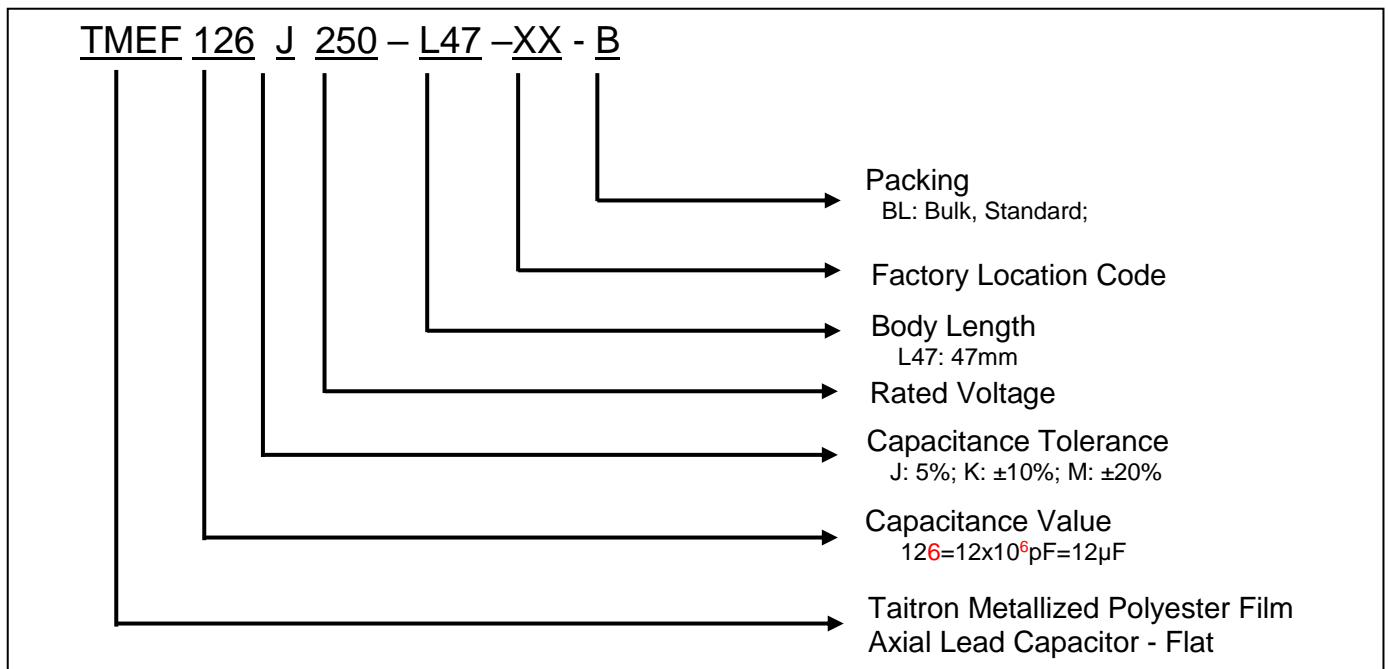
Cap. (μ F)	$V_R=400VDC$				$V_R=630VDC$			
	L	H	T	$\varnothing d$	L	H	T	$\varnothing d$
0.01	15.0	9.0	5.0	0.6	15.0	9.0	5.0	0.6
0.015	15.0	10.0	6.0	0.6	15.0	10.0	6.0	0.6
0.022	15.0	9.0	5.0	0.6	15.0	10.0	6.0	0.6
0.033	15.0	10.0	6.0	0.6	15.0	11.0	7.0	0.6
0.047	15.0	10.0	6.0	0.6	21.0	10.0	6.0	0.8
0.068	15.0	10.0	6.5	0.6	21.0	11.0	7.0	0.8
0.1	21.0	11.0	6.5	0.8	21.0	13.0	8.0	0.8
0.15	21.0	11.5	6.5	0.8	21.0	15.0	10.0	0.8
0.22	21.0	13.5	7.5	0.8	26.0	14.5	8.5	0.8
0.33	26.0	14.5	8.0	0.8	26.0	17.0	10.0	0.8

Metalized Polyester Film Axial Lead Capacitor

TMEF Series

Cap. (μ F)	$V_R=400VDC$				$V_R=630VDC$			
	L	H	T	$\varnothing d$	L	H	T	$\varnothing d$
0.47	26.0	15.5	9.0	0.8	33.0	17.5	9.0	0.8
0.68	33.0	15.5	7.5	0.8	33.0	19.0	11.0	0.8
1.0	33.0	18.5	10.0	0.8	37.0	22.0	13.0	0.8
1.5	33.0	21.0	12.5	0.8	37.0	27.0	17.0	0.8
2.2	38.0	23.0	14.0	0.8	47.0	28.0	19.0	0.8
3.3	38.0	26.0	17.0	0.8				
4.7	38.0	30.0	21.0	0.8				

How to Order



Metallized Polyester Film Axial Lead Capacitor

TMEF Series

How to contact us

USA HEADQUARTERS

28040 WEST HARRISON PARKWAY, VALENCIA, CA 91355-4162

Tel: (800)-TAITRON (800)-824-8766 (661)-257-6060

Fax: (800)-TAITFAX (800)-824-8329 (661)-257-6415

Email: taitron@taitroncomponents.com

Http://www.taitroncomponents.com

TAITRON COMPONENTS INCORPORATED TAIWAN BRANCH

6F., NO.190, SEC. 2, ZHONGXING RD., XINDIAN DIST., NEW TAIPEI CITY 23146, TAIWAN R.O.C.

Tel: 886-2-2913-6238

Fax: 886-2-2913-6239

TAITRON COMPONENT TECHNOLOG SHANGHAI CORPORATION

SUITE 1503, METROBANK PLAZA, 1160 WEST YAN'AN ROAD, SHANGHAI, 200052, CHINA

Tel: +86-21-5424-9942

Fax: +86-21-2302-5027