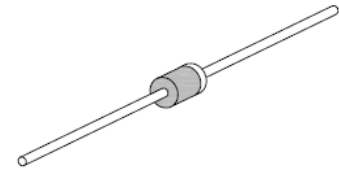


1.0A Fast Recovery Rectifier

Features

- Low forward voltage drop
- High current capability
- High reliability
- High surge current capability
- High temperature soldering guaranteed: 250°C/10 seconds
.0375" (9.5mm) lead length, 5lbs (2.3kg) tension
- RoHS Compliance



DO-41



Mechanical Data

Case:	DO-41, molded plastic
Epoxy:	UL 94V-0 rate flame retardant
Terminals:	Axial leads, solderable per MIL-STD-202, Method 208 guaranteed
Polarity:	Color band denotes cathode end
Weight:	0.34 gram

Maximum Ratings and Electrical Characteristics ($T_A=25^{\circ}\text{C}$ unless noted otherwise)

Symbol	Description	TF 101	TF 102	TF 103	TF 104	TF 105	TF 106	TF 107	Unit	Conditions
		FR 101	FR 102	FR 103	FR 104	FR 105	FR 106	FR 107		
V_{RRM}	Maximum Repetitive Peak Reverse Voltage	50	100	200	400	600	800	1000	V	
V_{RMS}	Maximum RMS Voltage	35	70	140	280	420	560	700	V	
V_{DC}	Maximum DC Blocking Voltage	50	100	200	400	600	800	1000	V	
I_{AV}	Maximum Average Forward Rectified Current	1.0							A	T _a =55 °C
I_{FSM}	Peak Forward Surge Current	30							A	8.3ms single half sine-wave superimposed on rated load (JEDEC Method)

1.0A Fast Recovery Rectifier

TF101 - TF107/FR101 -FR107

Symbol	Description	TF 101	TF 102	TF 103	TF 104	TF 105	TF 106	TF 107	Unit	Conditions
		FR 101	FR 102	FR 103	FR 104	FR 105	FR 106	FR 107		
V_F	Maximum Instantaneous Forward Voltage	1.3							V	I _F =1.0 A
I_R	Maximum DC Reverse Current at Rated DC Blocking Voltage	5.0							μA	T _A =25° C
		100								T _A =100° C
T_{rr}	Typical Reverse Recovery Time	150			250	500		nS	I _F =0.5A, I _R =1A, I _{rr} =0.25A	
C_J	Typical Junction Capacitance	15							pF	V _R =4V, f=1MHz
R_{thJA}	Typical Thermal Resistance per leg	55							°C / W	
T_J	Operating Temperature range	-55 to +125							°C	
T_{STG}	Storage Temperature Range	-55 to +150								

Typical Characteristics Curves

Fig.1-Max. Forward Current Derating Curve

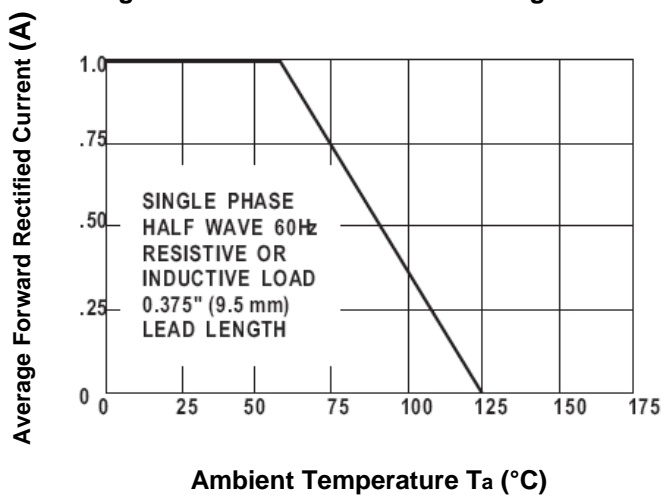
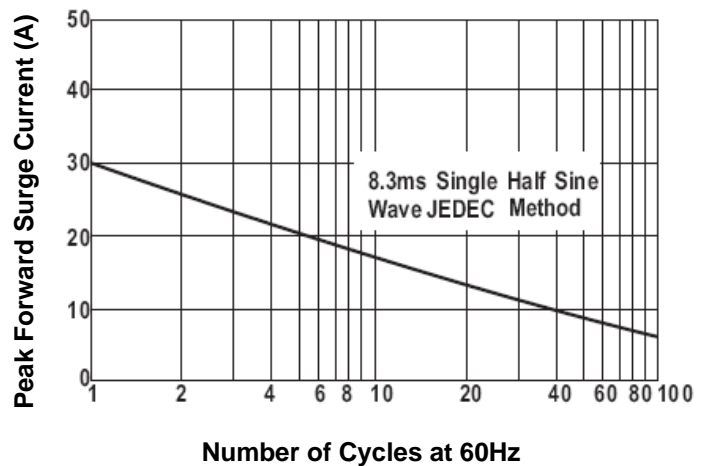


Fig.2-Max. Non-Repetitive Forward Surge Current



1.0A Fast Recovery Rectifier

TF101 - TF107/FR101 -FR107

Fig.3- Typical Forward Characteristics

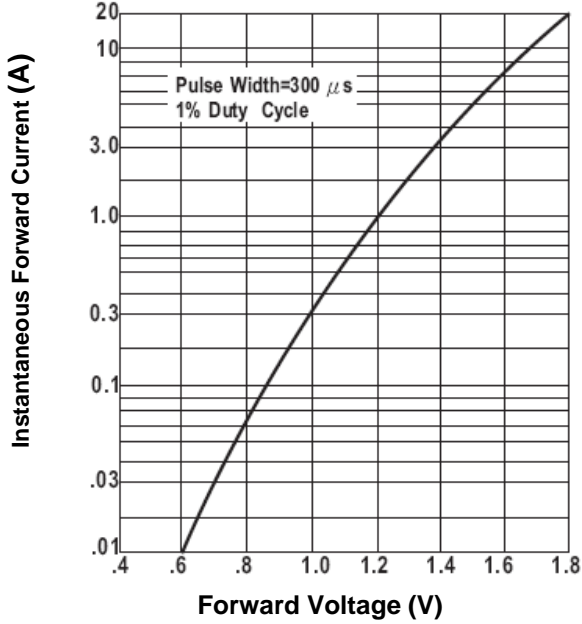
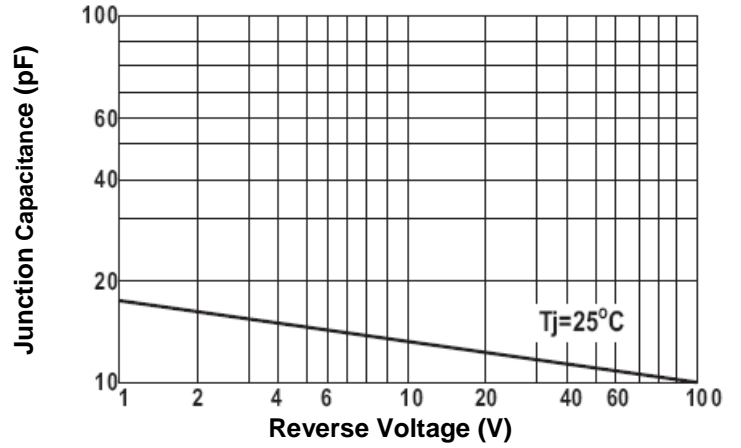
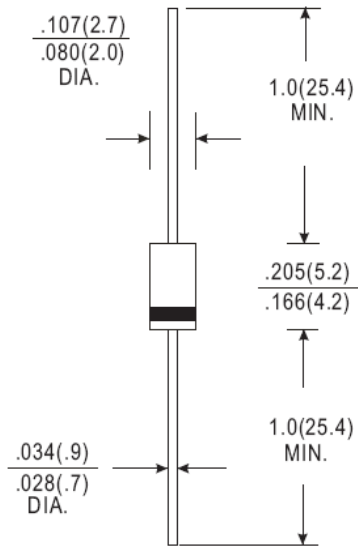


Fig.4- Typical Junction Capacitance



Dimensions in inches (mm)



DO-41

1.0A Fast Recovery Rectifier

TF101 - TF107/FR101 -FR107

How to contact us:

US HEADQUARTERS

28040 WEST HARRISON PARKWAY, VALENCIA, CA 91355-4162

Tel: (800) TAITRON (800) 824-8766 (661) 257-6060

Fax: (800) TAITFAX (800) 824-8329 (661) 257-6415

Email: taitron@taitroncomponents.com

Http://www.taitroncomponents.com

TAITRON COMPONENTS MEXICO, S.A .DE C.V.

BOULEVARD CENTRAL 5000 INTERIOR 5 PARQUE INDUSTRIAL ATITALAQUIA, HIDALGO C.P.
42970 MEXICO

Tel: +52-55-5560-1519

Fax: +52-55-5560-2190

TAITRON COMPONETS INCORPORATED E REPRESENTAÇÕES DO BRASIL LTDA

RUA DOMINGOS DE MORAIS, 2777, 2.ANDAR, SALA 24 SAÚDE - SÃO PAULO-SP 04035-001 BRAZIL

Tel: +55-11-5574-7949

Fax: +55-11-5572-0052

TAITRON COMPONETS INCORPORATED, SHANGHAI REPRESENTATIVE OFFICE

METROBANK PLAZA, 1160 WEST YAN' AN ROAD, SUITE 1503, SHANGHAI, 200052, CHINA

Tel: +86-21-5424-9942

Fax: +86-21-5424-9931