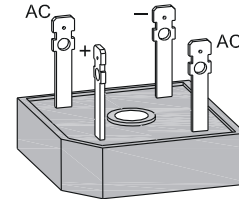


25.0A Glass Passivated Bridge Rectifier

Features

- High forward surge current capability
- Ideal for printed circuit board
- High temperature soldering guaranteed:
260°C/10 seconds, 5 lbs (2.3kg) tension



TB35



Mechanical Data

Case:	Molded plastic body with Metal Heat Sink
Polarity:	Polarity symbols marked on case
Terminals:	Plated 0.25" (6.35mm) lug
Mounting Position:	Thru hole for #10 screw, 20 in -lbs. torque max
Weight:	0.53 ounce, 15grams

Maximum Ratings & Electrical Characteristics *(T_{Ambient}=25°C unless noted otherwise)*

Symbols	Description	TB2505G	TB251G	TB252G	TB254G	TB256G	TB258G	TB2510G	Unit	
VRRM	Max. recurrent peak reverse voltage	50	100	200	400	600	800	1000	V	
VRMS	Max. RMS voltage	35	70	140	280	420	560	700	V	
VDC	Max. DC blocking voltage	50	100	200	400	600	800	1000	V	
Io(AV)	Max. average forward rectified current @ Tc=50° C	25.0								A
IFSM	Peak forward surge current (Note 1)	300								A
VISO	Isolation Voltage from case to lugs	2500								V
CJ	Typical Capacitance Junction(per element)(Note 2)	300								pF
TJ	Operating junction temperature range	-55 to +150								° C
TSTG	Storage Temperature Range	-55 to +150								° C

25.0A GLASS PASSIVATED BRIDGE RECTIFIER

TB2505G -TB2510G

Symbol	Description	TB2505G	TB251G	TB252G	TB254G	TB256G	TB258G	TB2510G	Unit
V_F	Maximum Instantaneous Forward Voltage Drop Per Leg@12.5 A	1.1							V
I_R	Maximum DC Reverse Current Rated DC Blocking Voltage	T _A =25° C		10.0				uA	
		T _A =125° C		500				uA	
R_{θ-JC}	Maximum Thermal Resistance (Note 3)	1.9						°C/W	

NOTES:

1. 8.3ms single half sine-wave superimposed on rated load (JEDEC method).
2. Measured at 1MHz and applied reverse voltage of 4.0Volts D.C.
3. Thermal resistance junction to case mounted on heat sink.

Typical Characteristics Curves

Fig.1- Typical Forward Current Derating Curve

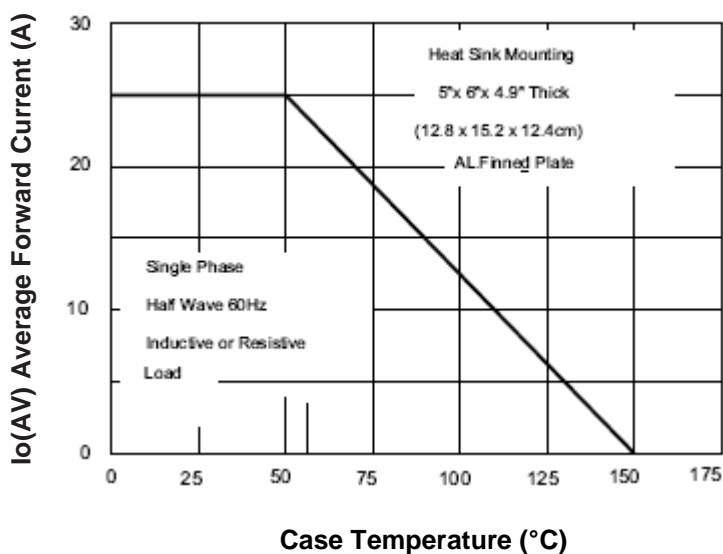
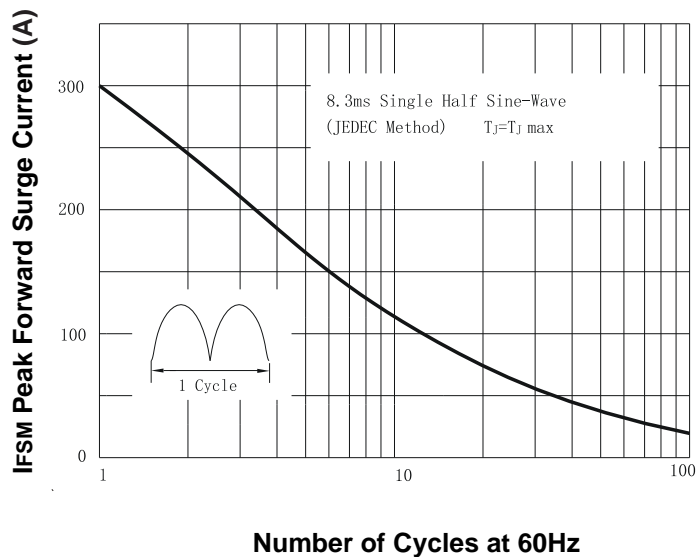


Fig.2-Max. Non-repetitive Peak Forward Surge Current



25.0A GLASS PASSIVATED BRIDGE RECTIFIER

TB2505G -TB2510G

Fig.3- Typical Instantaneous Forward Characteristics

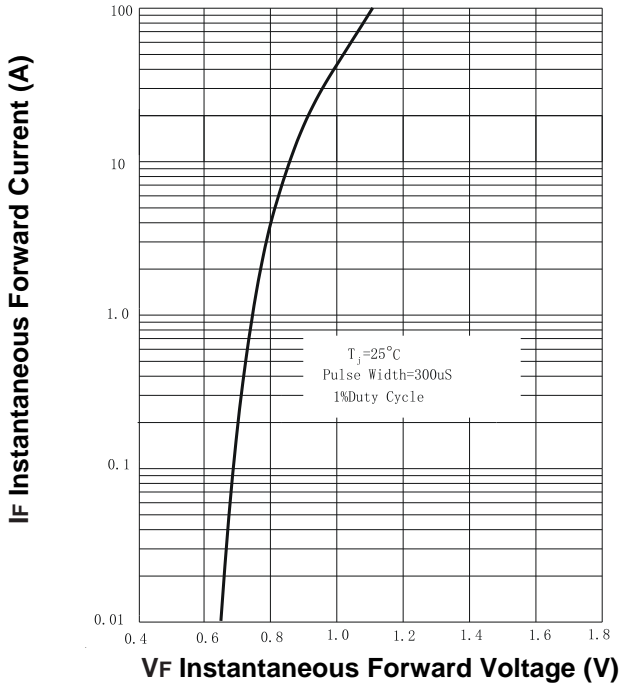


Fig.4- Typical Reverse Characteristics

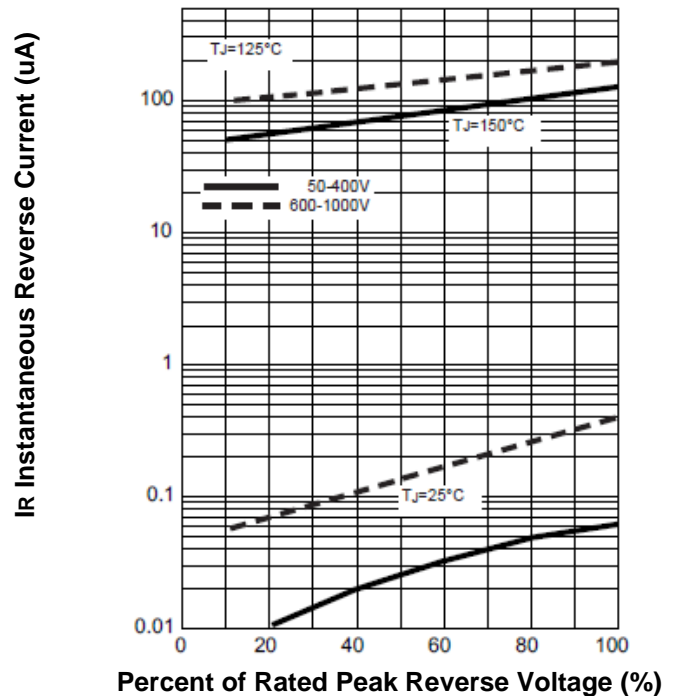
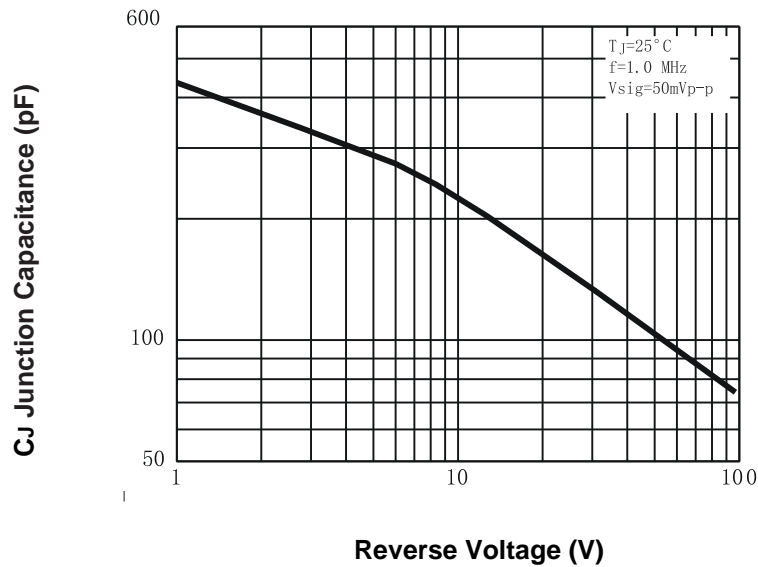


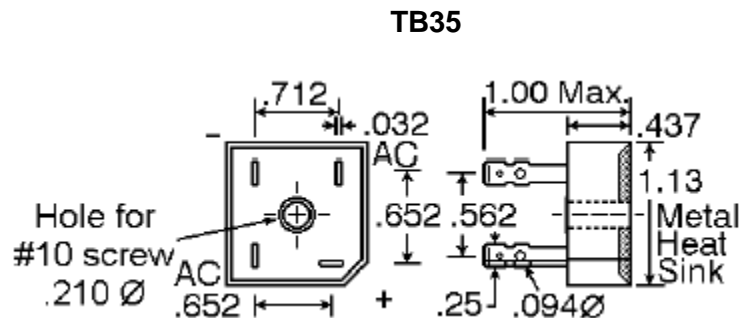
Fig.5-Typical junction capacitance



25.0A GLASS PASSIVATED BRIDGE RECTIFIER

TB2505G -TB2510G

Dimensions in inches (mm)



How to contact us

USA HEADQUARTERS

28040 WEST HARRISON PARKWAY, VALENCIA, CA 91355-4162

Tel: (800)-TAITRON (800)-824-8766 (661)-257-6060

Fax: (800)-TAITFAX (800)-824-8329 (661)-257-6415

Email: taitron@taitroncomponents.com

Http://www.taitroncomponents.com

TAITRON COMPONENTS INCORPORATED TAIWAN BRANCH

6F., NO.190, SEC. 2, ZHONGXING RD., XINDIAN DIST., NEW TAIPEI CITY 23146, TAIWAN R.O.C.

Tel: 886-2-2913-6238

Fax: 886-2-2913-6239

TAITRON COMPONENT TECHNOLOG SHANGHAI CORPORATION

SUITE 1503, METROBANK PLAZA, 1160 WEST YAN'AN ROAD, SHANGHAI, 200052, CHINA

Tel: +86-21-5424-9942

Fax: +86-21-2302-5027