

Radial Terminal Cement Resistor - Normal Style

Features

- Low cost, high performance, excellent long-term stability
- Standard tolerance: $\pm 5\%$
- RoHS Compliant



Absolute Maximum Ratings & Characteristics

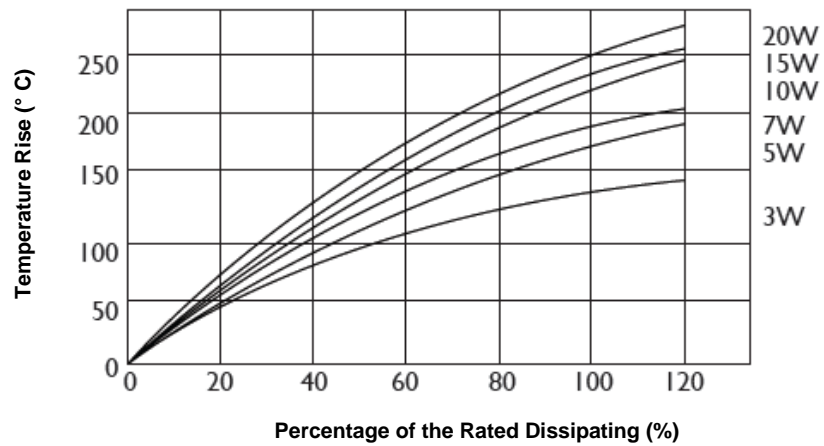
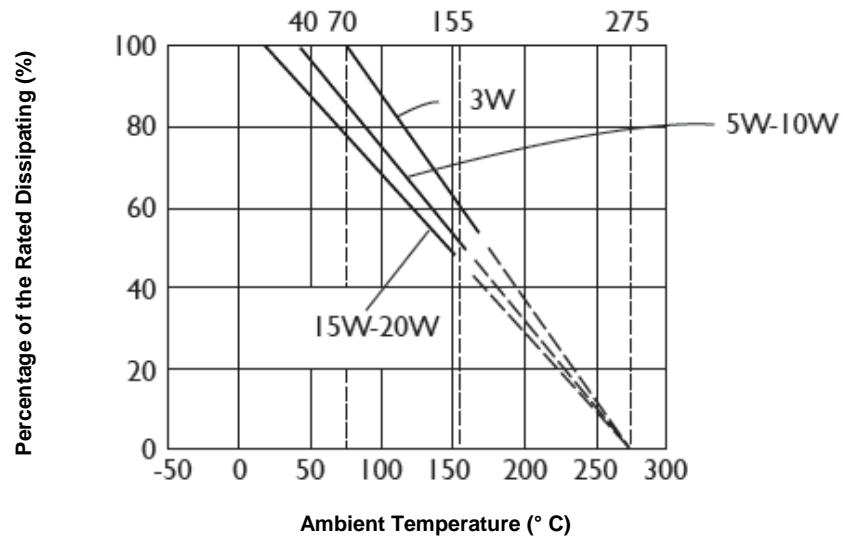
Description	STZ3W	STZ5W	STZ7W	STZ10W	STZ15W	STZ20W	Unit
Power Rating at 25° C	-	-	-	-	15	20	W
Power Rating at 40° C	-	5	7	10	-	-	W
Power Rating at 70° C	3	-	-	-	-	-	W
Maximum Working Voltage	250	350	500	500	500	500	° C
Maximum Overload Voltage	500	700	1000	1000	1000	1000	V
Dielectric Withstanding Voltage	500	700	1000	1000	1000	1000	V
Resistance Range (Wirewound)	0.3~130	0.36~200	0.36~200	0.56~430	1~560	1.5~750	Ω
Resistance Range (Metal Oxide Film)	150~1M	220~1M	300~1M	470~1M	750~1M	820~1M	Ω
Operating Temperature Range	-55 to +155						° C
Temperature Coefficient	± 300						ppm/° C

Note 1: E-24 series, below or over this resistance range available on request

Radial Terminal Cement Resistor - Normal Style

STZ Series

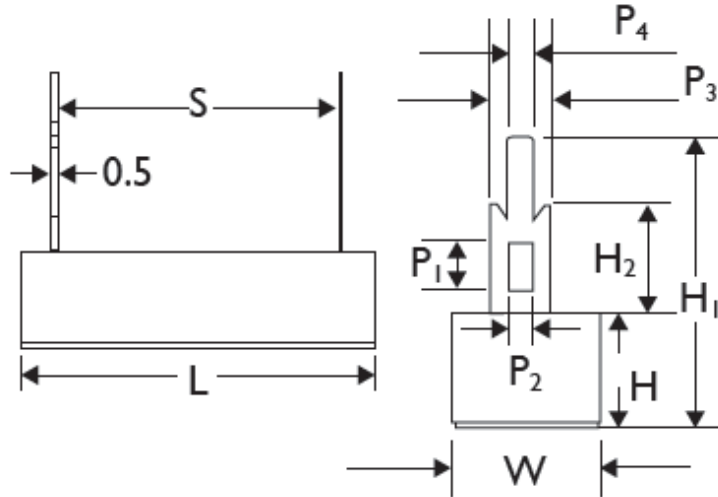
Derating Curve



Radial Terminal Cement Resistor - Normal Style

STZ Series

Dimensions (in mm)



Outline	Type	L	H	W	S	H1	H2	P1	P2	P3	P4
	Normal										
M2409	STZ3W	24.0±1.5	9.0±1.0	9.0±1.0	10.0±1.0	24.0±1.0	9.5±1.0	4.0±0.2	2.0±0.2	5.0±0.2	1.4±0.1
M2710	STZ5W	27.0±1.5	9.5±1.0	9.5±1.0	15.0±1.0	24.0±1.0	9.5±1.0	4.0±0.2	2.0±0.2	5.0±0.2	1.4±0.1
M3510	STZ7W	35.0±1.5	9.5±1.0	9.5±1.0	22.5±1.0	24.0±1.0	9.5±1.0	4.0±0.2	2.0±0.2	5.0±0.2	1.4±0.1
M4810	STZ10W	48.0±1.5	9.5±1.0	9.5±1.0	32.5±1.0	24.0±1.0	9.5±1.0	4.0±0.2	2.0±0.2	5.0±0.2	1.4±0.1
M4813	STZ15W	48.0±1.5	12.5±1.0	12.5±1.0	32.5±1.0	34.5±1.0	15.0±1.5	7.0±0.2	6.0±0.2	10.0±0.2	2.7±0.1
M6413	STZ20W	63.5±2.0	12.5±1.0	12.5±1.0	42.5±1.0	34.5±1.0	15.0±1.5	7.0±0.2	6.0±0.2	10.0±0.2	2.7±0.1

Radial Terminal Cement Resistor - Normal Style

STZ Series

Environmental Performance Specification

Item	Test Methods		Specifications
Short Time Overload	IEC 60115-1 4.13	2.5 Times RCWV* for 5 seconds	±(2%+0.05Ω)
Dielectric Withstanding Voltage	IEC 60115-1 4.7	In V-Block for 60 Seconds	by Type
Temperature Coefficient	IEC 60115-1 4.8	-55°C to +155°C	by Type
Insulation Resistance	IEC 60115-1 4.6	In V-Block for 60 Seconds	>1,000MΩ
Solderability	IEC 60115-1 4.17	235±5°C for 3±0.5 Seconds	95% Min. Coverage
Resistance to Solvent	IEC 60115-1 4.30	IPA for 5±0.5 minute with Ultrasonic	No Deterioration of Coatings and Markings
Terminal Strength	IEC 60115-1 4.16	Direct Load for 10 Seconds in The Direction of the Terminal Leads	>=2.5kg (24.5N)
Pulse Overload	IEC 60115-1 4.39	4 Times RCWV* 10000 Cycles (1 Sec. on, 25 Sec. off)	±(2%+0.05Ω)
Load Life in Humidity	IEC 60115-1 4.24	40±2°C, 90-95% RH at RCWV* for 56 days, loaded with 0.1 times RCWV*	±(5%+0.05Ω)
Load Life	IEC 60115-1 4.25	70°C at RCWV* for 1000 Hrs (1.5 Hrs. on, 0.5 Hrs. off)	±(5%+0.05Ω)
Temperature Cycling	IEC 60115-1 4.19	-55°C → Room Temp. → +155°C → Room Temp. for 5 Cycles	±(2%+0.05Ω)
Resistance to Soldering Heat	IEC 60115-1 4.18	260±3°C for 10±1 Seconds, immersed to a point 3±0.5mm from the body	±(1%+0.05Ω)

* Rated Continuous Working Voltage (RCWV) = $\sqrt{\text{Power Rating} \times \text{Resistance Value}}$

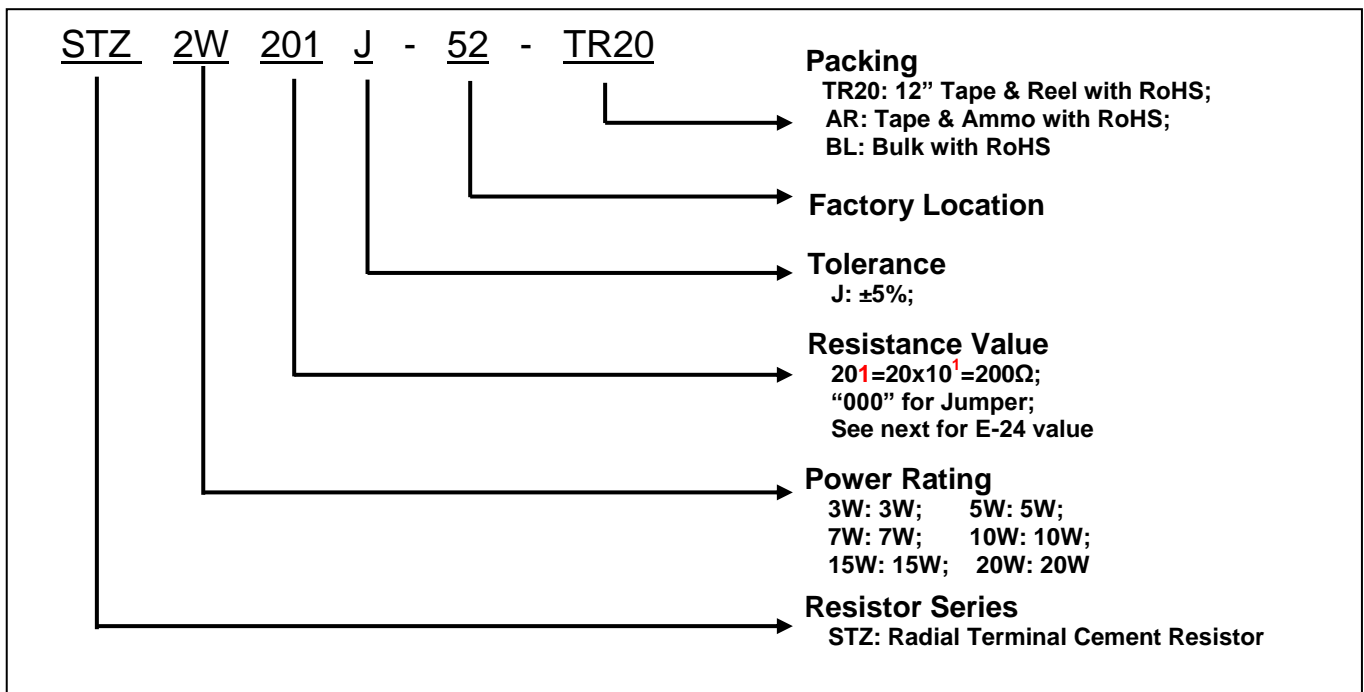
Radial Terminal Cement Resistor - Normal Style

STZ Series

Packing Information

Outline	Inner Box Qty.	Carton Qty.	Carton Net Weight	Carton Gross Weight
	(pcs)	(pcs)	(kg)	(kg)
M2409	100	2,000	16	17
M2710	100	2,000	16	17
M3510	100	2,000	20	21
M4810	60	1,200	19	20
M4813	30	600	13	14
M6413	30	600	16	17

How to order:



Radial Terminal Cement Resistor - Normal Style

STZ Series

E-24 Series of Resistance Value Table

xxx (code)	Ω	xxx (code)	Ω	xxx (code)	Ω	xxx (code)	Ω	xxx (code)	Ω	xxx (code)	Ω	xxx (code)	Ω
000	<50m	1R0	1.0	1R1	1.1	1R2	1.2	1R3	1.3	1R5	1.5	1R6	1.6
1R8	1.8	2R0	2.0	2R2	2.2	2R4	2.4	2R7	2.7	3R0	3.0	3R3	3.3
3R6	3.6	3R9	3.9	4R3	4.3	4R7	4.7	5R1	5.1	5R6	5.6	6R2	6.2
6R8	6.8	7R5	7.5	8R2	8.2	9R1	9.1	100	10	110	11	120	12
130	13	150	15	160	16	180	18	200	20	220	22	240	24
270	27	300	30	330	33	360	36	390	39	430	43	470	47
510	51	560	56	620	62	680	68	750	75	820	82	910	91
101	100	111	110	121	120	131	130	151	150	161	160	181	180
201	200	221	220	241	240	271	270	301	300	331	330	361	360
391	390	431	430	471	470	511	510	561	560	621	620	681	680
751	750	821	820	911	910	102	1K	112	1.1K	122	1.2K	132	1.3K
152	1.5K	162	1.6K	182	1.8K	202	2.0K	222	2.2K	242	2.4K	272	2.7K
302	3.0K	332	3.3K	362	3.6K	392	3.9K	432	4.3K	472	4.7K	512	5.1K
562	5.6K	622	6.2K	682	6.8K	752	7.5K	822	8.2K	912	9.1K	103	10K
113	11K	123	12K	133	13K	153	15K	163	16K	183	18K	203	20K
223	22K	243	24K	273	27K	303	30K	333	33K	363	36K	393	39K
433	43K	473	47K	513	51K	563	56K	623	62K	683	68K	753	75K
823	82K	913	91K	104	100K	114	110K	124	120K	134	130K	154	150K
164	160K	184	180K	204	200K	224	220K	244	240K	274	270K	304	300K
334	330K	364	360K	394	390K	434	430K	474	470K	514	510K	564	560K
624	620K	684	680K	754	750K	824	820K	914	910K	105	1.0M		

Radial Terminal Cement Resistor - Normal Style

STZ Series

How to contact us:

US HEADQUARTERS

28040 WEST HARRISON PARKWAY, VALENCIA, CA 91355-4162

Tel: (800) TAITRON (800) 824-8766 (661) 257-6060

Fax: (800) TAITFAX (800) 824-8329 (661) 257-6415

Email: taitron@taitroncomponents.com

Http://www.taitroncomponents.com

TAITRON COMPONENTS MEXICO, S.A .DE C.V.

BOULEVARD CENTRAL 5000 INTERIOR 5 PARQUE INDUSTRIAL ATITALAQUIA, HIDALGO C.P.
42970 MEXICO

Tel: +52-55-5560-1519

Fax: +52-55-5560-2190

TAITRON COMPONENTS INCORPORATED REPRESENTAÇÕES DO BRASIL LTDA

RUA DOMINGOS DE MORAIS, 2777, 2.ANDAR, SALA 24 SAÚDE - SÃO PAULO-SP 04035-001 BRAZIL

Tel: +55-11-5574-7949

Fax: +55-11-5572-0052

TAITRON COMPONENTS INCORPORATED, SHANGHAI REPRESENTATIVE OFFICE

METROBANK PLAZA, 1160 WEST YAN' AN ROAD, SUITE 1503, SHANGHAI, 200052, CHINA

Tel: +86-21-5424-9942

Fax: +86-21-5424-9931