


Axial Leaded Cement Resistor - Non-Inductive Style

Features

- Low cost, high performance, excellent long-term stability
- Standard tolerance: $\pm 5\%$
- RoHS Compliant



Absolute Maximum Ratings & Characteristics

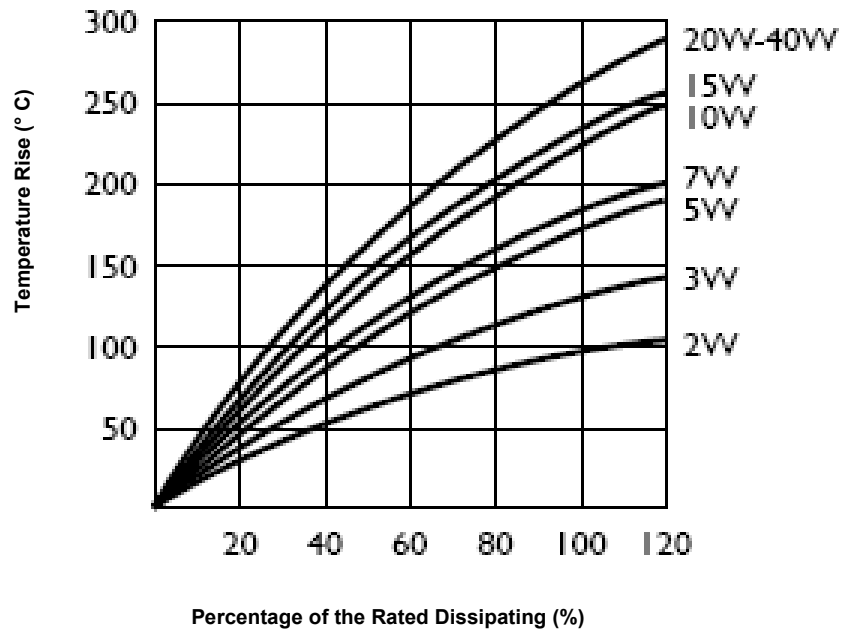
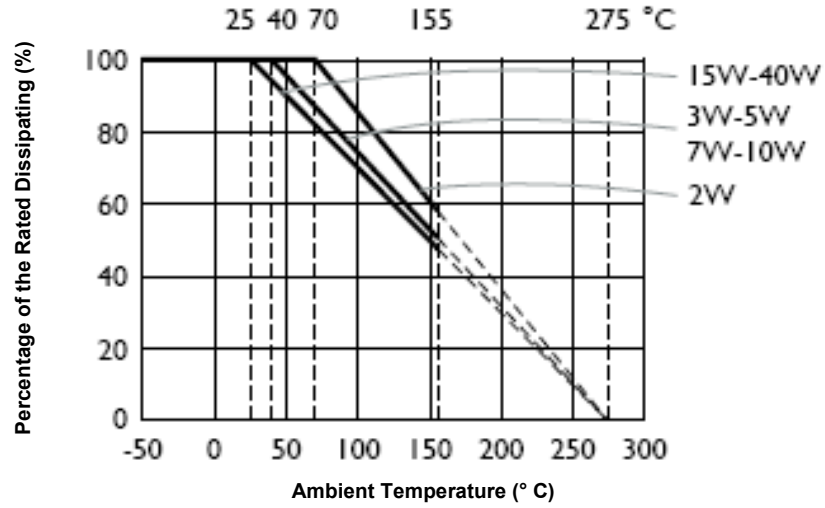
Description	STNA2W	STNA3W	STNA5W	STNA7W	STNA10W	STNA15W	STNA20W	STNA25W	STNA30W	STNA40W	Unit
Power Rating at 25° C	-	-	-	-	-	15	20	25	30	40	W
Power Rating at 40° C	-	3	5	7	10	-	-	-	-	-	W
Power Rating at 70° C	2	-	-	-	-	-	-	-	-	-	W
Maximum Working Voltage	250	350	350	500	500	500	500	1000	1000	1000	V
Maximum Overload Voltage	500	700	700	1000	1000	1000	1000	2000	2000	2000	V
Voltage Proof	500	700	700	1000	1000	1000	1000	2000	2000	2000	V
Resistance Range (Wirewound)	0.08~10	0.033~30	0.03~40	0.15~65	0.25~100	0.25~120	0.36~160	0.36~160	0.36~160	0.36~160	Ω
Operating Temperature Range	-55 to +155										° C
Temperature Coefficient	± 300										ppm/° C

Note 1: E-24 series, below or over this resistance range available on request

Axial Leaded Cement Resistor - Non-Inductive Style

STNA Series

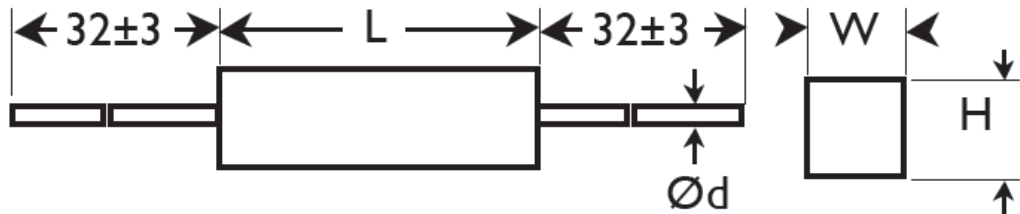
Derating Curve



Axial Leaded Cement Resistor - Non-Inductive Style

STNA Series

Dimensions (in mm)



Outline	Type	L	W	H	Φd
	Normal				
M1807	STNA2W	18 ± 1.0	7.0 ± 1.0	7.0 ± 1.0	0.65 ± 0.05
M2208	STNA3W	22 ± 1.5	8.0 ± 1.0	8.0 ± 1.0	0.8 ± 0.05
M2209	STNA5W	22 ± 1.5	9.5 ± 1.0	9.0 ± 1.0	0.8 ± 0.05
M3509	STNA7W	35 ± 1.5	9.5 ± 1.0	9.0 ± 1.0	0.8 ± 0.05
M4809	STNA10W	48 ± 1.5	9.5 ± 1.0	9.0 ± 1.0	0.8 ± 0.05
M4813	STNA15W	48 ± 1.5	12.5 ± 1.0	12.5 ± 1.0	0.8 ± 0.05
M6013	STNA20W	60 ± 5.0	12.5 ± 1.0	12.5 ± 1.0	0.8 ± 0.05
M6014	STNA25W	60 ± 5.0	14.0 ± 1.5	13.0 ± 1.5	0.8 ± 0.05
M7718	STNA30W	77 ± 5.0	18.0 ± 1.5	17.0 ± 1.5	0.8 ± 0.05
M9019	STNA40W	90 ± 5.0	19.0 ± 1.5	18.0 ± 1.5	0.8 ± 0.05

Axial Leaded Cement Resistor - Non-Inductive Style

STNA Series

Environmental Performance Specification

Item	Test Methods		Specifications
Short Time Overload	IEC-60115-1 4.13	2.5 Times RCWV* for 5 seconds	$\pm(2\%+0.05\Omega)$
Voltage Proof	IEC-60115-1 4.7	in V-Block for 60 seconds, test voltage by type	by Type
Temperature Coefficient	IEC-60115-1 4.8	-55°C to +155°C	by Type
Insulation Resistance	IEC-60115-1 4.6	In V-Block for 60 seconds	>1000M Ω
Solderability	IEC-60115-1 4.17	235°C \pm 5°C for 3 \pm 0.5 seconds	95% Min. Coverage
Solvent Resistance of Marking	IEC-60115-1 4.30	IPA for 5 \pm 0.5 minute with Ultrasonic	No Deterioration of Coatings and Markings
Robustness of Terminations	IEC-60115-1 4.16	Direct Load for 10 seconds in The Direction of the Terminal Leads	\geq 2.5kg (24.5N)
Periodic-Pulse Overload	IEC-60115-1 4.39	4 Times RCWV* 10000 Cycles (1 Sec. on, 25 Sec. off)	$\pm(2\%+0.05\Omega)$
Damp Heat Steady State	IEC-60115-1 4.24	40°C \pm 2°C, 90-95% RH at RCWV* for 56 days, Loaded with 0.1 times RCWV*	$\pm(5\%+0.05\Omega)$
Endurance at 70°C	IEC-60115-1 4.25	70°C \pm 2°C at RCWV* for 1000 Hrs (1.5 Hrs. on, 0.5 Hrs. off)	$\pm(5\%+0.05\Omega)$
Temperature Cycling	IEC-60115-1 4.19	-55°C \rightarrow Room Temp. \rightarrow +155°C \rightarrow Room Temp. for 5 Cycles	$\pm(2\%+0.05\Omega)$
Resistance to Soldering Heat	IEC-60115-1 4.18	260°C \pm 3°C for 10 \pm 1 seconds, immersed to a point 3 \pm 0.5mm from the body	$\pm(1\%+0.05\Omega)$

* Rated Continuous Working Voltage (RCWV) = $\sqrt{\text{Power Rating} \times \text{Resistance Value}}$

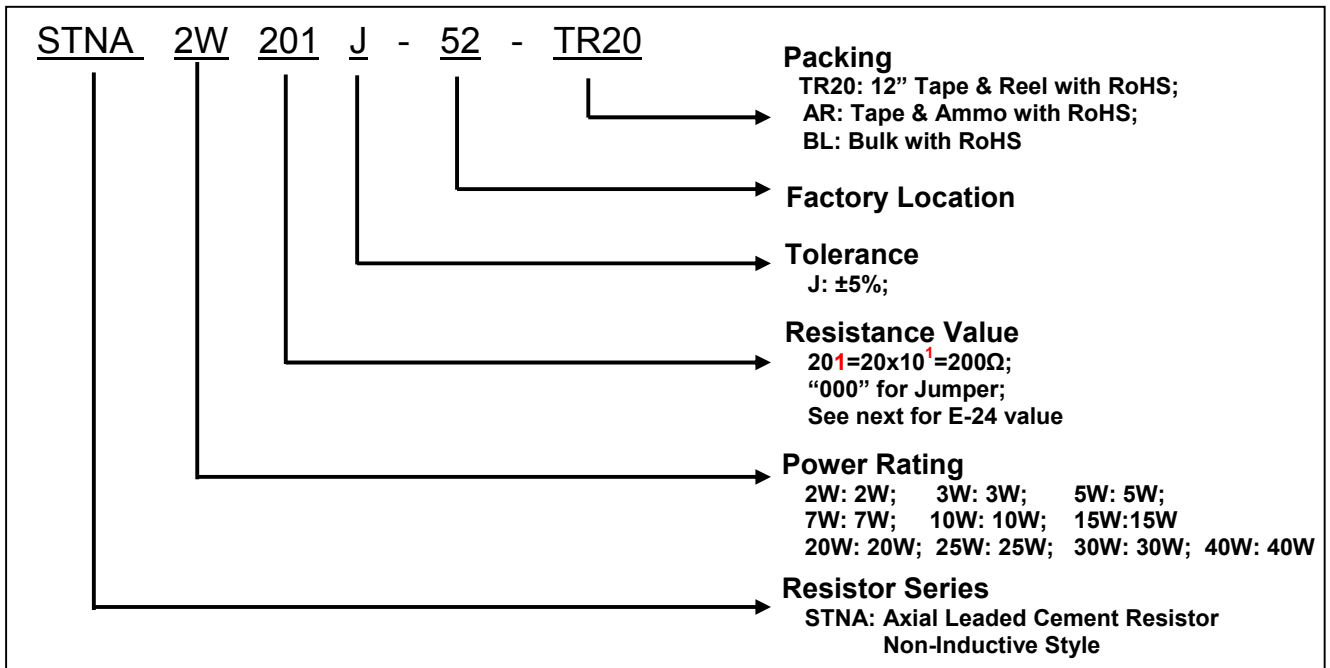
Axial Leaded Cement Resistor - Non-Inductive Style

STNA Series

Packing Information

Outline	Inner Box Qty.	Carton Qty.	Carton Net Weight	Carton Gross Weight
	(pcs)	(pcs)	(kg)	(kg)
M1807	1,000	4,000	15	16
M2208	1,000	2,000	9	10
M2209	900	1,800	10	10.5
M3509	500	2,000	18	19
M4809	500	2,000	23	24
M4813	50	1,000	20	21
M6013	50	1,000	27	28
M6014	50	250	7	8
M7718	50	250	16	17
M9019	50	250	19	20

How to order:



Axial Leaded Cement Resistor - Non-Inductive Style

STNA Series

E-24 Series of Resistance Value Table

xxx (code)	Ω	xxx (code)	Ω	xxx (code)	Ω	xxx (code)	Ω	xxx (code)	Ω	xxx (code)	Ω	xxx (code)	Ω
000	<50m	1R0	1.0	1R1	1.1	1R2	1.2	1R3	1.3	1R5	1.5	1R6	1.6
1R8	1.8	2R0	2.0	2R2	2.2	2R4	2.4	2R7	2.7	3R0	3.0	3R3	3.3
3R6	3.6	3R9	3.9	4R3	4.3	4R7	4.7	5R1	5.1	5R6	5.6	6R2	6.2
6R8	6.8	7R5	7.5	8R2	8.2	9R1	9.1	100	10	110	11	120	12
130	13	150	15	160	16	180	18	200	20	220	22	240	24
270	27	300	30	330	33	360	36	390	39	430	43	470	47
510	51	560	56	620	62	680	68	750	75	820	82	910	91
101	100	111	110	121	120	131	130	151	150	161	160	181	180
201	200	221	220	241	240	271	270	301	300	331	330	361	360
391	390	431	430	471	470	511	510	561	560	621	620	681	680
751	750	821	820	911	910	102	1K	112	1.1K	122	1.2K	132	1.3K
152	1.5K	162	1.6K	182	1.8K	202	2.0K	222	2.2K	242	2.4K	272	2.7K
302	3.0K	332	3.3K	362	3.6K	392	3.9K	432	4.3K	472	4.7K	512	5.1K
562	5.6K	622	6.2K	682	6.8K	752	7.5K	822	8.2K	912	9.1K	103	10K
113	11K	123	12K	133	13K	153	15K	163	16K	183	18K	203	20K
223	22K	243	24K	273	27K	303	30K	333	33K	363	36K	393	39K
433	43K	473	47K	513	51K	563	56K	623	62K	683	68K	753	75K
823	82K	913	91K	104	100K	114	110K	124	120K	134	130K	154	150K
164	160K	184	180K	204	200K	224	220K	244	240K	274	270K	304	300K
334	330K	364	360K	394	390K	434	430K	474	470K	514	510K	564	560K
624	620K	684	680K	754	750K	824	820K	914	910K	105	1.0M		

Axial Leaded Cement Resistor - Non-Inductive Style

STNA Series

How to contact us:

US HEADQUARTERS

28040 WEST HARRISON PARKWAY, VALENCIA, CA 91355-4162

Tel: (800) TAITRON (800) 824-8766 (661) 257-6060

Fax: (800) TAITFAX (800) 824-8329 (661) 257-6415

Email: taitron@taitroncomponents.com

Http://www.taitroncomponents.com

TAITRON COMPONENTS MEXICO, S.A .DE C.V.

BOULEVARD CENTRAL 5000 INTERIOR 5 PARQUE INDUSTRIAL ATITALAQUIA, HIDALGO C.P.
42970 MEXICO

Tel: +52-55-5560-1519

Fax: +52-55-5560-2190

TAITRON COMPONENTS INCORPORATED REPRESENTAÇÕES DO BRASIL LTDA

RUA DOMINGOS DE MORAIS, 2777, 2.ANDAR, SALA 24 SAÚDE - SÃO PAULO-SP 04035-001 BRAZIL

Tel: +55-11-5574-7949

Fax: +55-11-5572-0052

TAITRON COMPONENTS INCORPORATED, SHANGHAI REPRESENTATIVE OFFICE

METROBANK PLAZA, 1160 WEST YAN' AN ROAD, SUITE 1503, SHANGHAI, 200052, CHINA

Tel: +86-21-5424-9942

Fax: +86-21-5424-9931