

### Surface Mount Schottky Barrier Rectifier

#### Features

- Low Profile in SMC Package
- Low power loss, high efficiency
- Low Forward Voltage Drop
- Plastic package has Underwriters Laboratory Flammability Classification 94V-0



SMC

#### Mechanical Data

<b>Case:</b>	JEDEC DO-214AB(SMC) molded plastic
<b>Terminals:</b>	Solder plated, solderable per MIL-STD-750, Method 2026
<b>Polarity</b>	Color band denotes the cathode end
<b>Weight</b>	0.007 Ounce, 0. 25 gram

#### Maximum Ratings & Electrical Characteristics ( $T_{Ambient}=25^{\circ}C$ unless noted otherwise)

Symbols	Description	SS32	SS33	SS34	SS35	SS36	SS38	SS39	SS310	Unit
<b>VRMS</b>	Maximum RMS voltage	14	21	28	35	42	56	63	70	V
<b>VRRM</b>	Maximum repetitive peak reverse voltage	20	30	40	50	60	80	90	100	V
<b>VDC</b>	Maximum DC blocking voltage	20	30	40	50	60	80	90	100	V
<b>I(AV)</b>	Maximum average forward rectified current (FIG.1)	3.0								A
<b>IFSM</b>	Peak forward surge current (JEDEC Method)	80.0								A
<b>VF</b>	Maximum instantaneous forward voltage at 3.0A	0.50			0.70		0.85			V
<b>IR</b>	Maximum DC reverse current at rated DC blocking voltage	TA =25°C		2.0						mA
		TA =100°C		20.0						
<b>RθJA</b>	Maximum thermal resistance, Junction to Ambient	55						° C/W		
<b>CJ</b>	Typical Junction Capacitance (NOTE)	300						pf		
<b>TJ</b>	Operating junction temperature range	-55 to +125			-55 to +150					° C
<b>TSTG</b>	Storage Temperature Range	-55 to +150								° C

**NOTES:** Measured at 1MHz and applier reverse voltage of 4.0VDC.

### Typical Characteristics Curves

Fig.1- Forward Current Derating Curve

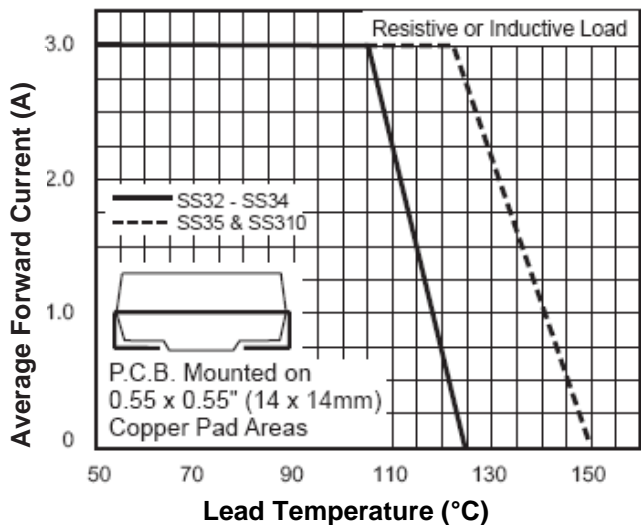


Fig.2- Non-repetitive Peak Forward Surge Current

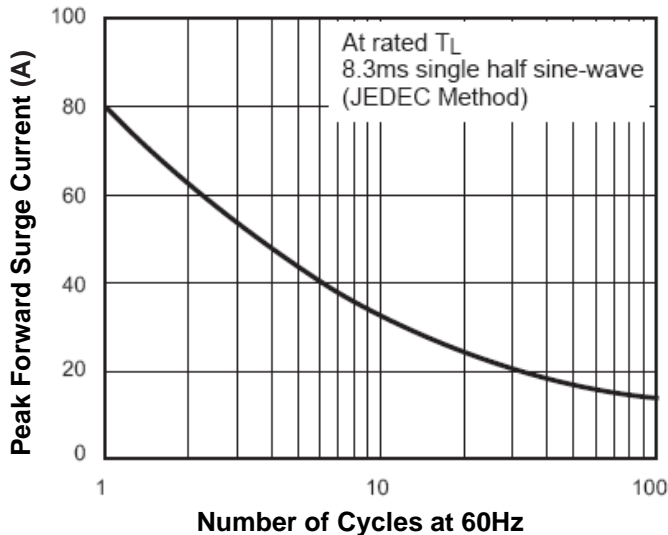


Fig.3- Typical Instantaneous Forward Characteristics

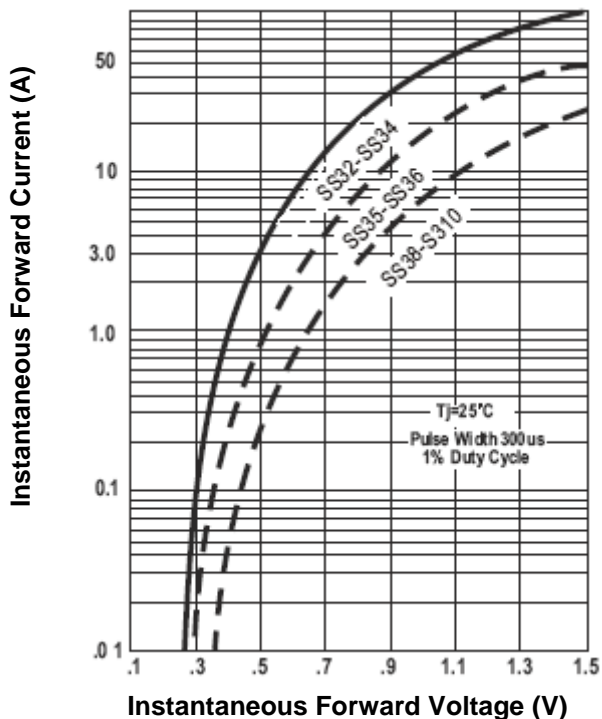
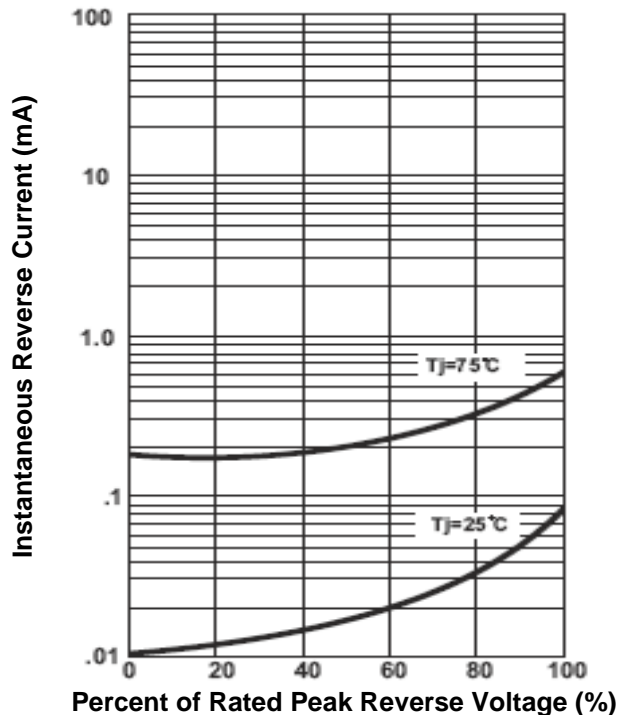
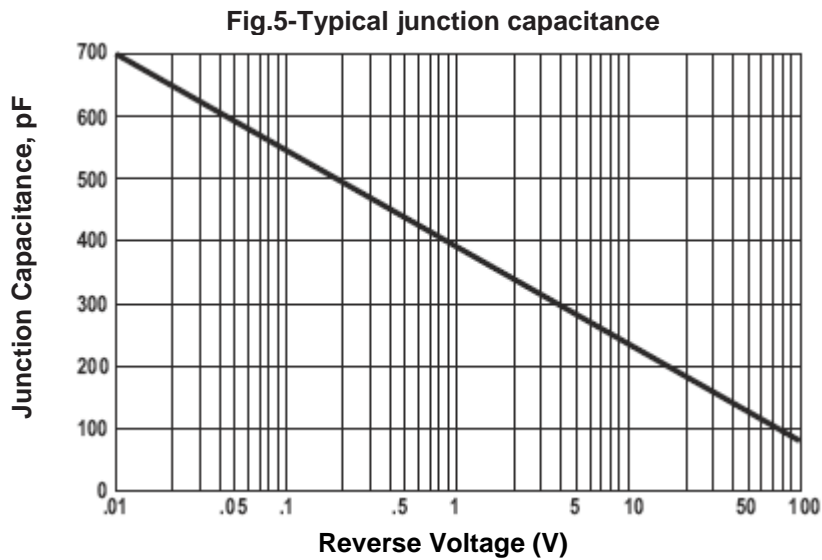


Fig.4- Typical Reverse Current Characteristics

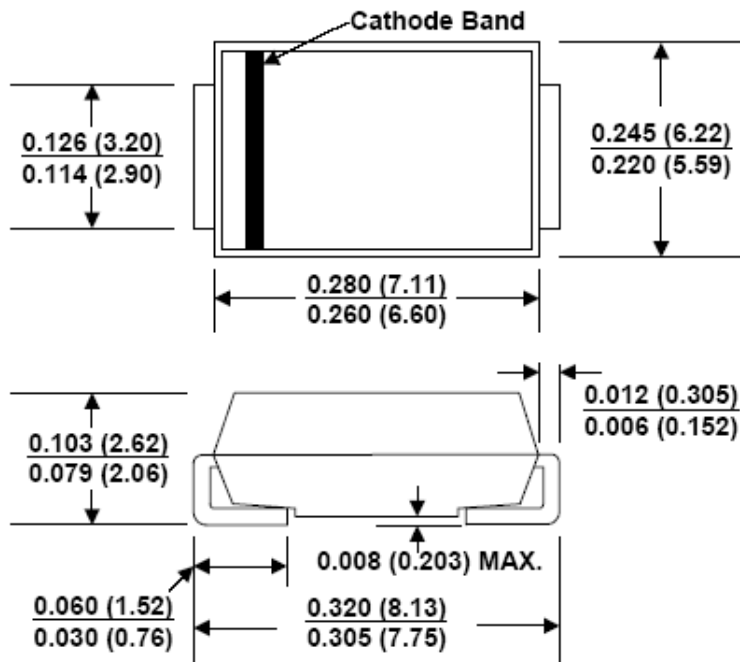


# Surface Mount Schottky Barrier Rectifier

## SS32 - SS310



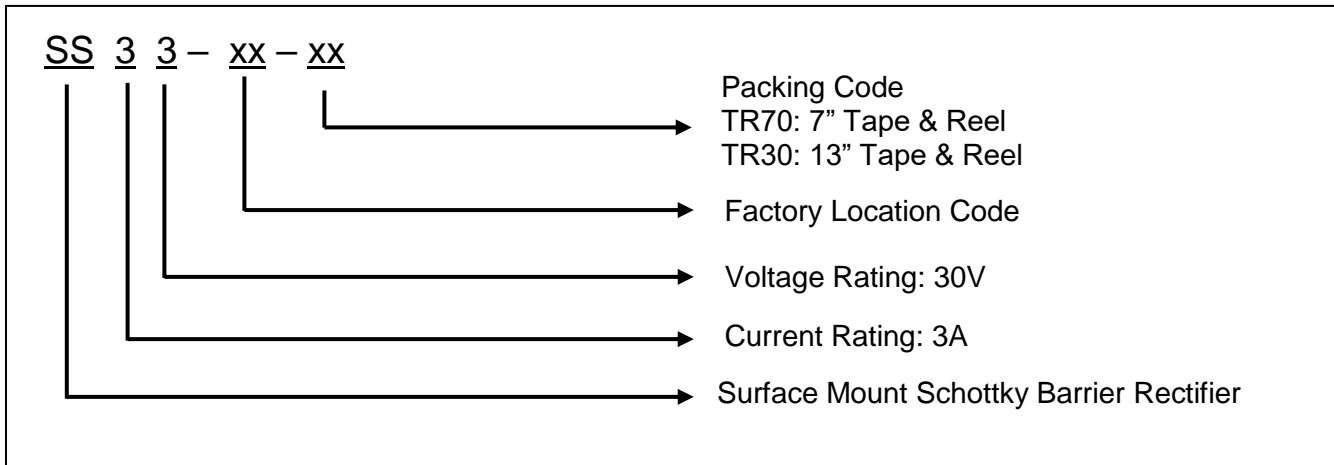
### Dimensions in inches (mm)



# Surface Mount Schottky Barrier Rectifier

## SS32 - SS310

### How to order:



### How to contact us

#### USA HEADQUARTERS

28040 WEST HARRISON PARKWAY, VALENCIA, CA 91355-4162

Tel: (800)-TAITRON (800)-824-8766 (661)-257-6060

Fax: (800)-TAITFAX (800)-824-8329 (661)-257-6415

Email: [taitron@taitroncomponents.com](mailto:taitron@taitroncomponents.com)

Http://[www.taitroncomponents.com](http://www.taitroncomponents.com)

#### TAITRON COMPONENTS INCORPORATED TAIWAN BRANCH

6F., NO.190, SEC. 2, ZHONGXING RD., XINDIAN DIST., NEW TAIPEI CITY 23146, TAIWAN R.O.C.

Tel: 886-2-2913-6238

Fax: 886-2-2913-6239

#### TAITRON COMPONENT TECHNOLOG SHANGHAI CORPORATION

SUITE 1503, METROBANK PLAZA, 1160 WEST YAN'AN ROAD, SHANGHAI, 200052, CHINA

Tel: +86-21-5424-9942

Fax: +86-21-2302-5027