

1.5A Surface Mount Fast Recovery Rectifier

Features

- Low profile surface mounted package
- Fast recovery time for high efficiency
- Glass passivated junction
- Plastic package has underwriters laboratory flammability classification 94 V-O
- High temperature soldering: 250 °C / 10 seconds at terminals



Mechanical Data

Case:	JEDEC DO-214AA molded plastic
Terminals:	Solder plated solderable per MIL-STD-750, Method 2026
Polarity:	cathode end indicated by color band
Weight:	0.003 Ounce, 0.093 gram

Maximum Ratings ($T_{Ambient}=25^{\circ}C$ unless noted)

Symbol	Description	RS2A	RS2B	RS2D	RS2G	RS2J	RS2K	Unit	Conditions
VRRM	Maximum Recurrent Peak Reverse Voltage	50	100	200	400	600	800	V	
VRMS	Maximum RMS Voltage	35	70	140	280	420	560	V	
VDC	Maximum DC Blocking Voltage	50	100	200	400	600	800	V	
IAV	Maximum Average Forward Rectified Current	1.5						A	TL=100°C
IFSM	Peak Forward Surge Current	50						A	8.3ms single half sine-wave superimposed on rated load (JEDEC method)

1.5A Surface Mount Fast Recovery Rectifier

RS2A~RS2K

Electrical Characteristics ($T_{Ambient}=25^{\circ}C$ unless noted)

Symbol	Description	RS2A	RS2B	RS2D	RS2G	RS2J	RS2K	Unit	Conditions	
V_F	Maximum Instantaneous Forward Voltage	1.3							V	I_F at 1.5A
I_R	Maximum DC Reverse Current at Rated DC Blocking Voltage	5.0							μA	$T_A = 25^{\circ}C$
		200								$T_A = 125^{\circ}C$
t_{rr}	Typical Reverse Recovery Time	150				250	500	nS	$I_F = 0.5A, I_R = 1.0A, I_{rr} = 0.25A$	
C_J	Typical Junction Capacitance	50							pf	Measured at 1.0 MHz and Applied $V_r = 4.0V$
$R_{\theta-JL}$	Typical Thermal Resistance (Note1)	55							$^{\circ}C/W$	Mounted on 0.27 x 0.27" (7.0 x 7.0mm)copper pad
$R_{\theta-JA}$		18								
T_J, T_{STG}	Operating Junction and Storage Temperature Range	-55 to 150							$^{\circ}C$	

Typical Characteristics Curves

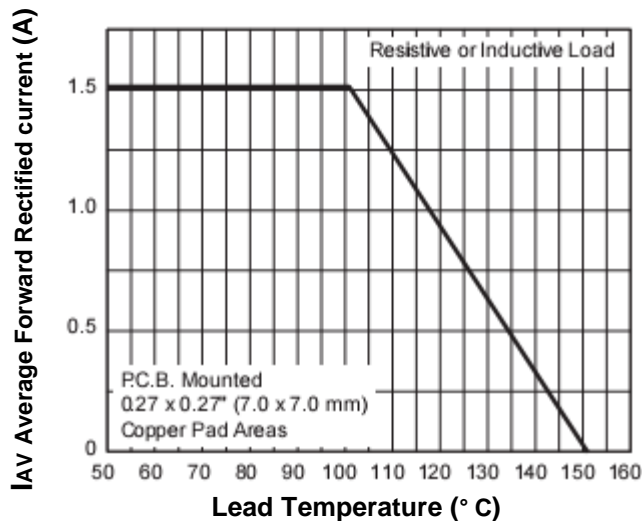


Fig-1- Forward Current Derating Curve

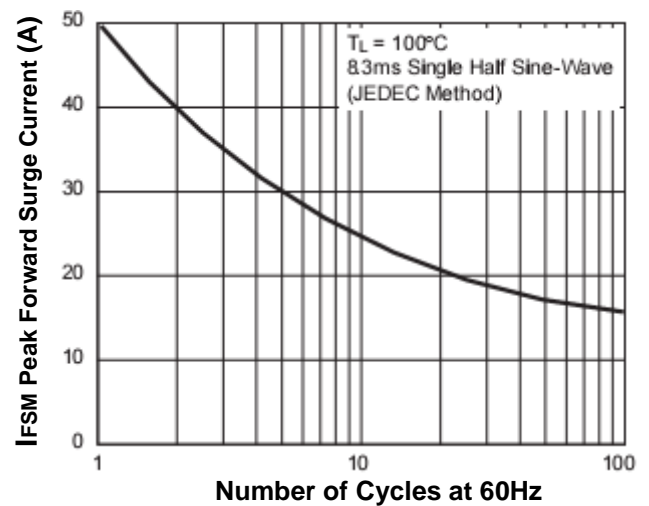


Fig-2- Max. Non-Repetitive Forward Surge Current

1.5A Surface Mount Fast Recovery Rectifier

RS2A~RS2K

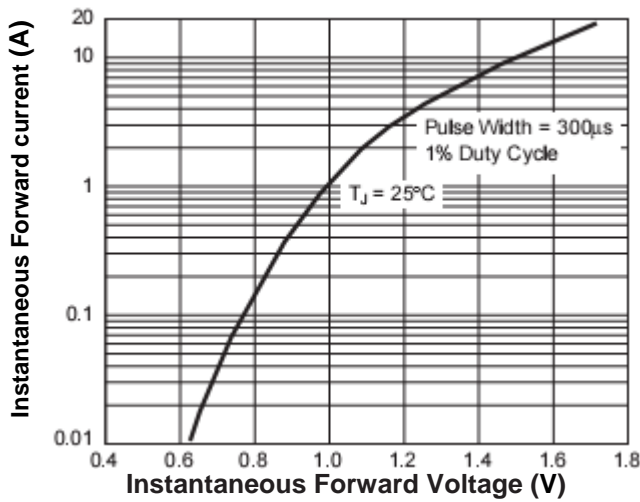


Fig.3- Typical Instantaneous Forward Characteristics

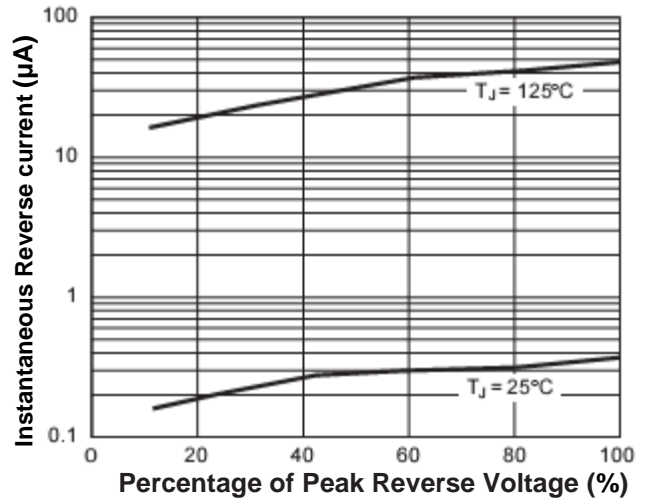


Fig.4- Typical Reverse Characteristics

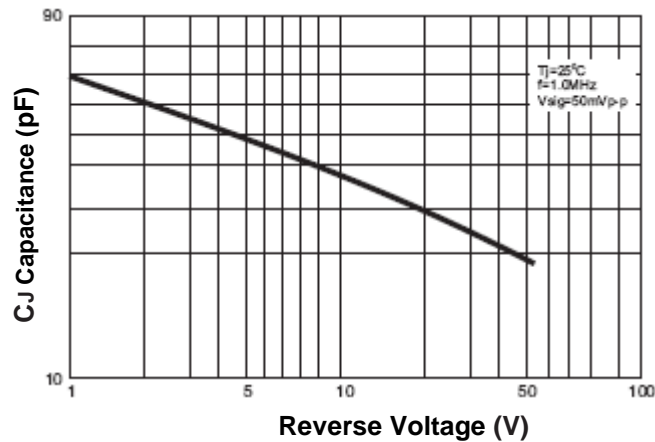
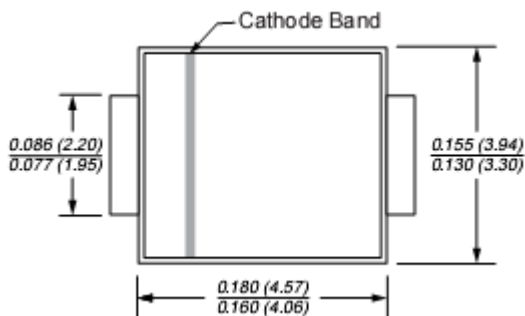
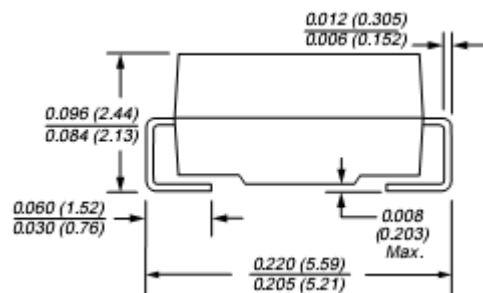


Fig.5- Junction Capacitance

Dimensions in inch (mm)



DO-214AA
(SMB)



1.5A Surface Mount Fast Recovery Rectifier

RS2A~RS2K

How to contact us

USA HEADQUARTERS

28040 WEST HARRISON PARKWAY, VALENCIA, CA 91355-4162

Tel: (800)-TAITRON (800)-824-8766 (661)-257-6060

Fax: (800)-TAITFAX (800)-824-8329 (661)-257-6415

Email: taitron@taitroncomponents.com

Http://www.taitroncomponents.com

TAITRON COMPONENTS INCORPORATED TAIWAN BRANCH

6F., NO.190, SEC. 2, ZHONGXING RD., XINDIAN DIST., NEW TAIPEI CITY 23146, TAIWAN R.O.C.

Tel: 886-2-2913-6238

Fax: 886-2-2913-6239

TAITRON COMPONENT TECHNOLOG SHANGHAI CORPORATION

SUITE 1503, METROBANK PLAZA, 1160 WEST YAN'AN ROAD, SHANGHAI, 200052, CHINA

Tel: +86-21-5424-9942

Fax: +86-21-2302-5027