


#### Metal Film Resistor – Normal & Miniature Style

#### Features

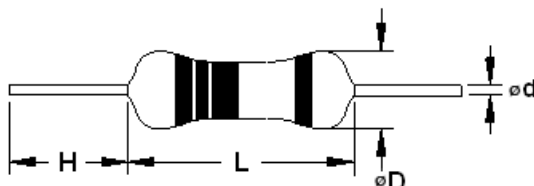
- Low cost
- Non-inductive design, wide resistance range (0.27Ω to 1MΩ)
- Standard tolerance: ±1% (±0.5%, ±0.25% and ±0.1% available)
- Varied temperatures coefficient: ±15ppm/°C, ±25ppm/°C, ±50ppm/°C, ±100ppm/°C
- RoHS compliant



#### Mechanical Data

- Full MIL-R-10509 performance
- Bulk and 52mm tape and reel standard; ammo pack, cut and formed, and radial Panasert/Avisert available upon request

#### Dimensions (in mm)



Outline	Type		L	ΦD	H	Φd
T-12	RMF08C	RMFS25C	3.4±0.3	1.9±0.2	28±2.0	0.45±0.05
T-25	RMF25C	RMFS50C	6.3±0.5	2.4±0.2	28±2.0	0.55±0.05
T-50	RMF50C	RMFS1W	9.0±0.5	3.3±0.3	26±2.0	0.55±0.05
T-100	RMF1W	RMFS2W	11.5±1.0	4.5±0.5	35±2.0	0.8±0.05
T-200	RMF2W	RMFS3W	15.5±1.0	5.0±0.5	33±2.0	0.8±0.05

# Metal Film Resistor - Normal & Miniature Style

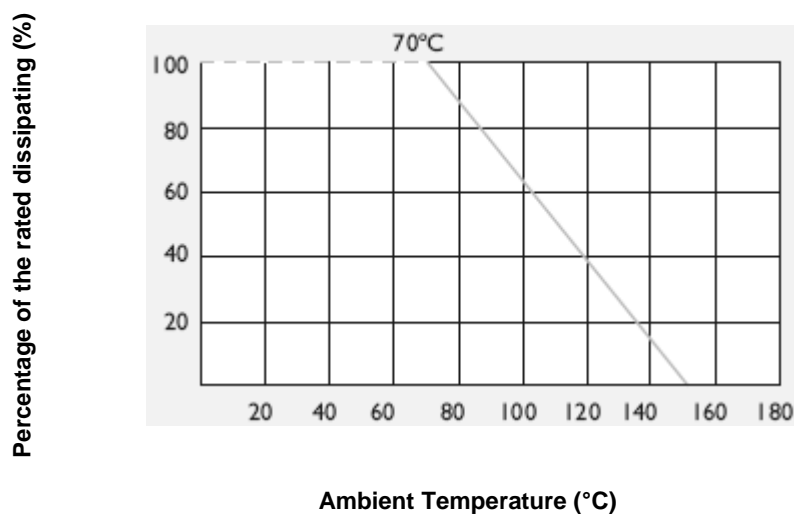
## RMF&RMFS Series

### Absolute Maximum Ratings & Characteristics

Description	RMF 08C	RMF S25C	RMF 25C	RMF S50C	RMF 50C	RMF S1W	RMF 1W	RMF S2W	RMF 2W	RMF S3W	Unit
Power Rating at 70° C	1/6	1/4	1/4	1/2	1/2	1	1	2	2	3	W
Maximum Working Voltage	200	200	250	300	350	400	500	500	500	500	V
Maximum Overload Voltage	400	400	500	600	700	800	1000	1000	1000	1000	V
Dielectric Withstanding Voltage	300	400	500	500	500	700	1000	1000	1000	1000	V
Temperature Coefficient	±15ppm/° C, ±25ppm/° C, ±50ppm/° C, ±100ppm/° C										ppm/° C
Resistance Range	±0.5%, ±1%		1~10M								Ω
	±0.1%, ±0.25%										
Operating Temperature Range	-55 to +155										° C

### Power derating curve

For resistors operate in the ambient temperature over 70°C, loading power ratio will derate in accordance with following curve.



# Metal Film Resistor - Normal & Miniature Style

## RMF&RMFS Series

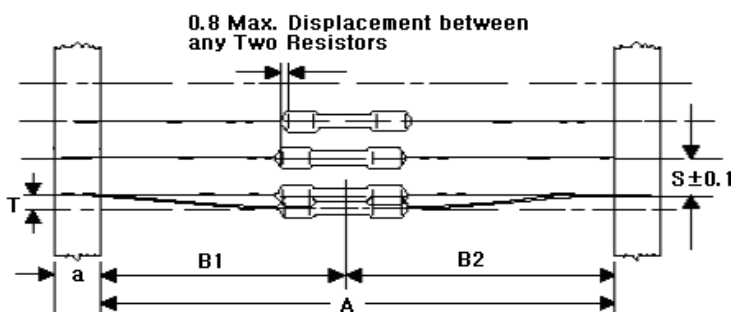
### Environmental Performance Specification

Item	Test Methods		Specifications
Short Time Overload	IEC 60115-1 4.13	2.5 Times RCWV for 5 seconds	±(0.25%+0.05Ω)
Dielectric Withstanding Voltage	IEC 60115-1 4.7	In V-Block for 60 Seconds	by Type
Insulation Resistance	IEC 60115-1 4.6	In V-Block for 60 Seconds	>1000MΩ
Solderability	IEC 60115-1 4.17	235°C±5°C for 3±0.5 Seconds	95% Min. Coverage
Terminal Strength	IEC 60115-1 4.16	Direct Load for 10 Seconds in The Direction of The Terminal Leads	>=2.5kg (24.5N)
Pulse Overload	IEC 60115-1 4.39	4 Times RCWV 1000 Cycle (1 sec. on, 25 sec. off)	±(1%+0.05Ω)
Load Life in Humidity	IEC 60115-1 4.24	40±2°C , 90-95% RH at RCWV for 56 days, loaded with 0.1 times RCWV	±(1.5%+0.05Ω)
Load Life	IEC 60115-1 4.25	70°C at RCWV for 1000 Hrs (1.5 Hrs. on, 0.5 Hrs. off)	±(1.5%+0.05Ω)
Temperature Cycling	IEC 60115-1 4.19	-55°C → Rom Temp. → +155°C → Rom Temp. for 5 Cycles	±(0.75%+0.05Ω)
Resistance to Soldering Heat	IEC 60115-1 4.18	260°C±3°C for 10±1 Seconds, immersed to a point 3±0.5mm from the body	±(0.25%+0.05Ω)

\* Rated Continuous Working Voltage (RCWV) =  $\sqrt{\text{Power Rating} \times \text{Resistance Value}}$

### Packing Information:

#### Carrier Tape Dimensions (in mm)

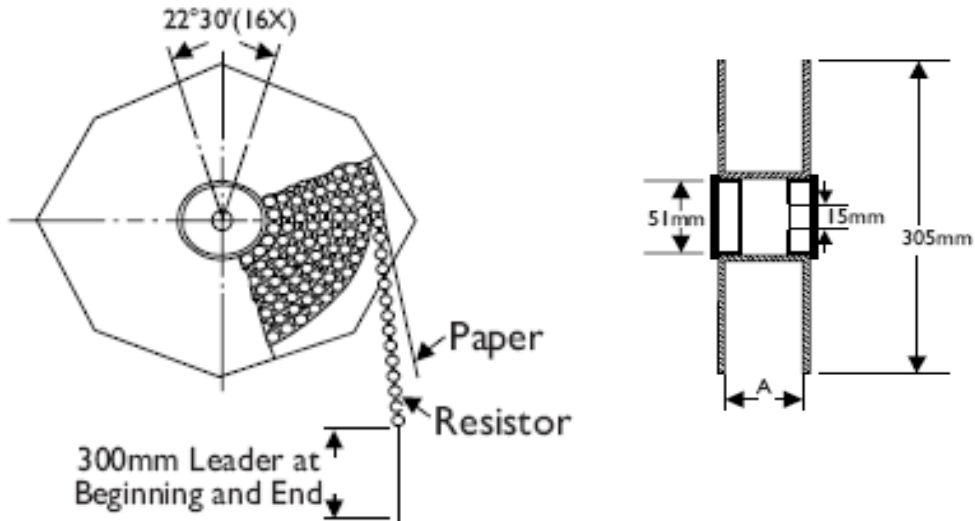


Outline	Type		a	A	B1-B2	S (Spacing)	T (Max. Deviation of Spacing)
T-12	RMF08C	RMFS25C	6±0.5	52.4±1.5	1.2	5	1mm Per 10 Spacings, 0.5mm Per 5 Spacings
T-25	RMF25C	RMFS50C	6±0.5	52.4±1.5	1.2	5	
T-50	RMF50C	RMFS1W	6±0.5	52.4±1.5	1.2	5	
T-100	RMF1W	RMFS2W	6±0.5	73.0±1.5	1.5	5	
T-200	RMF2W	RMFS3W	6±0.5	73.0±1.5	1.5	10	

# Metal Film Resistor - Normal & Miniature Style

## RMF&RMFS Series

### Tape on Reel Pack Information

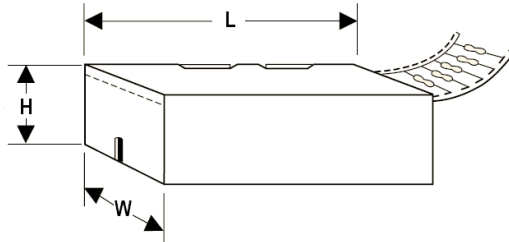


Outline	Reel/Inner Box Qty.	Across Flange (A)	Inner Box Size (LxWxH)	Inner Box Weight	Carton Qty.	Carton Size (LxWxH)	Carton Weight
	(pcs)	(mm)	(cm)	(kg)	(pcs)	(cm)	(kg)
T-12	5,000	72	29.0x8.0x29.6	0.90	50,000	60.0x30.5x43.5	11
T-25	5,000	72	29.0x8.0x29.6	1.40	50,000	60.0x30.5x43.5	16
T-50	2,500	72	29.0x8.0x29.6	1.38	25,000	60.0x30.5x43.5	15
T-100	2,000	95	29.2x9.8x29.6	1.95	20,000	60.0x30.5x54.5	21
T-200	1,000	95	29.2x9.8x29.6	1.50	10,000	60.0x30.5x54.5	16

# Metal Film Resistor - Normal & Miniature Style

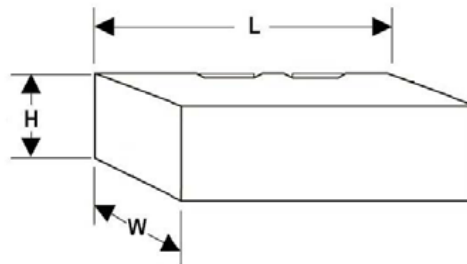
## RMF&RMFS Series

### Ammo Pack Information



Outline	Inner Box Qty.	Inner Box Size (LxWxH)	Inner Box Weight	Carton Qty.	Carton Size (LxWxH)	Carton Weight
	(pcs)	(cm)	(kg)	(pcs)	(cm)	(kg)
T-12	5,000	26.0x8.0x10.0	0.66	100,000	42.5x28.0x34.8	13.30
T-25	5,000	25.8x7.4x9.0	1.08	75,000	42.5x28.0x34.8	16.30
T-50	1,000	26.5x9.7x7.8	0.36	30,000	42.5x28.0x34.8	10.90
T-100	1,000	26.3x9.7x9.5	0.74	12,000	42.5x28.0x34.8	8.98
T-200	1,000	26.3x9.7x9.5	1.20	12,000	42.5x28.0x34.8	14.50

### Bulk Pack Information

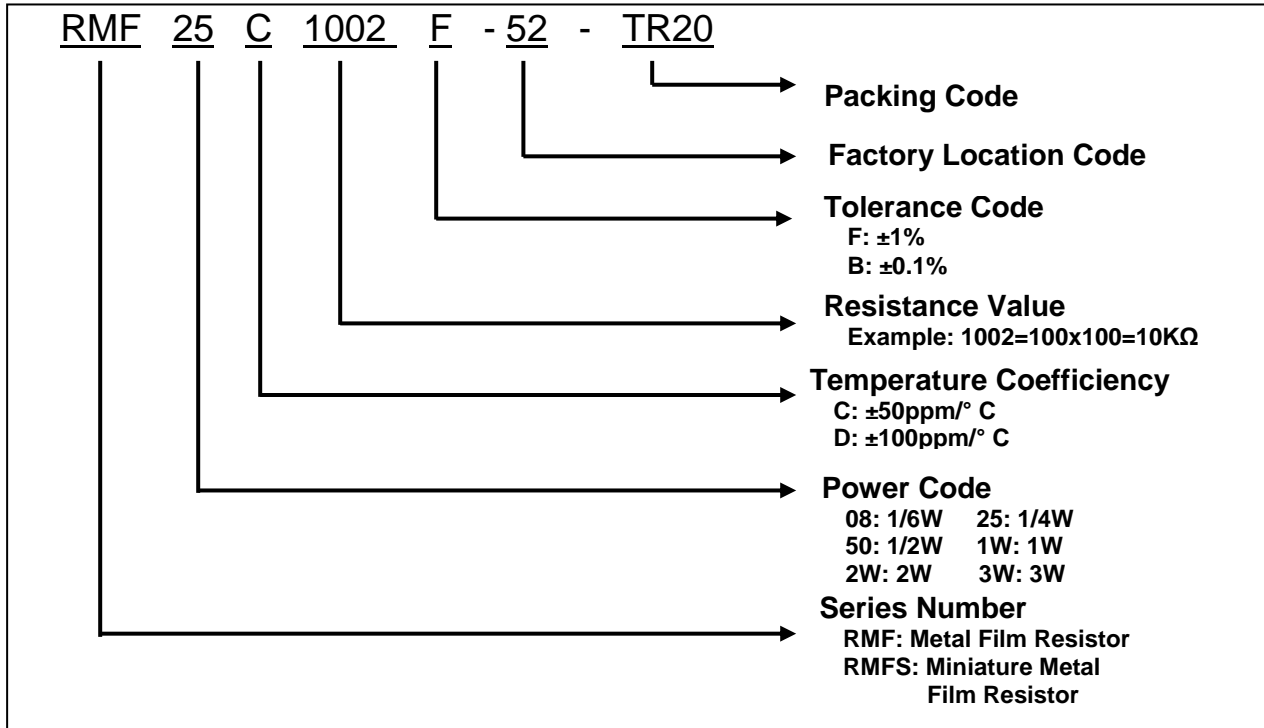


Outline	Inner Box Qty.	Inner Box Size (LxWxH)	Inner Box Weight	Carton Qty.	Carton Size (LxWxH)	Carton Weight
	(pcs)	(cm)	(kg)	(pcs)	(cm)	(kg)
T-12	10,000	26.3x9.7x11.7	1.10	160,000	42.5x28.0x34.8	18.2
T-25	10,000	26.3x9.7x11.7	1.82	100,000	42.5x28.0x34.8	19.0
T-50	5,000	26.3x9.7x11.7	1.93	50,000	42.5x28.0x34.8	20.0
T-100	2,000	26.3x9.7x11.7	1.64	32,000	42.5x28.0x34.8	26.0
T-200	1,000	26.3x9.7x11.7	1.06	16,000	42.5x28.0x34.8	18.0

# Metal Film Resistor - Normal & Miniature Style

## RMF&RMFS Series

### How to order:



# Metal Film Resistor - Normal & Miniature Style

---

## RMF&RMFS Series

### How to contact us:

#### **US HEADQUARTERS**

28040 WEST HARRISON PARKWAY, VALENCIA, CA 91355-4162

Tel: (800) TAITRON (800) 824-8766 (661) 257-6060

Fax: (800) TAITFAX (800) 824-8329 (661) 257-6415

Email: [taitron@taitroncomponents.com](mailto:taitron@taitroncomponents.com)

Http://[www.taitroncomponents.com](http://www.taitroncomponents.com)

#### **TAITRON COMPONENTS MEXICO, S.A .DE C.V.**

BOULEVARD CENTRAL 5000 INTERIOR 5 PARQUE INDUSTRIAL ATITALAQUIA, HIDALGO C.P.  
42970 MEXICO

Tel: +52-55-5560-1519

Fax: +52-55-5560-2190

#### **TAITRON COMPONENTS INCORPORATED REPRESENTAÇÕES DO BRASIL LTDA**

RUA DOMINGOS DE MORAIS, 2777, 2.ANDAR, SALA 24 SAÚDE - SÃO PAULO-SP 04035-001 BRAZIL

Tel: +55-11-5574-7949

Fax: +55-11-5572-0052

#### **TAITRON COMPONENTS INCORPORATED, SHANGHAI REPRESENTATIVE OFFICE**

METROBANK PLAZA, 1160 WEST YAN' AN ROAD, SUITE 1503, SHANGHAI, 200052, CHINA

Tel: +86-21-5424-9942

Fax: +86-21-5424-9931