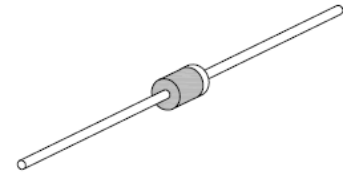


1.0A Sintered Glass Passivated Fast Recovery Rectifier (SGP®)

Features

- Sintered glass passivated (SGP®) rectifier chip
- Capable of meeting environmental standards of MIL-S-19500
- For use in high frequency rectifier circuits
- Fast switching for high efficiency
- Typical IR less than 0.1μA
- High temperature soldering guaranteed: 260°C/10 seconds
/.0375" (9.5mm) lead length, 5lbs (2.3kg) tension



**DO-41
(DO-204AL)**

Mechanical Data

Case:	JEDEC DO-204AL(DO-41) molded plastic body
Epoxy:	Plastic package has UL flammability classification 94V-0
Terminals:	Plated axial leads, solderable per MIL-STD-750, Method 2026
Polarity:	Color band denotes cathode end
Weight:	0.012 ounces, 0.3 gram

Maximum Ratings and Electrical Characteristics ($T_A=25^\circ\text{C}$ unless noted otherwise)

Symbol	Description	RGP 10A	RGP 10B	RGP 10D	RGP 10G	RGP 10J	RGP 10JA	RGP 10K	RGP 10KA	RGP 10M	RGP 10MA	Unit	Conditions
VRRM	Maximum Repetitive Peak Reverse Voltage	50	100	200	400	600	600	800	800	1000	1000	V	
VRMS	Maximum RMS Voltage	35	70	140	280	420	420	560	560	700	700	V	
VDC	Maximum DC Blocking Voltage	50	100	200	400	600	600	800	800	1000	1000	V	
IF(AV)	Maximum Average Forward Rectified Current	1.0										A	0.375" (9.5mm) lead length(Fig.1)
IFSM	Peak Forward Surge Current	30										A	8.3ms single half sine-wave superimposed on rated load (JEDEC Method)

1.0A Sintered Glass Passivated Fast Recovery Rectifier (SGP®)

RGP10A - RGP10MA

Symbol	Description	RGP 10A	RGP 10B	RGP 10D	RGP 10G	RGP 10J	RGP 10JA	RGP 10K	RGP 10KA	RGP 10M	RGP 10MA	Unit	Conditions
V_F	Maximum Instantaneous Forward Voltage	1.3										V	IF=1.0 A
I_R	Maximum DC Reverse Current at Rated DC Blocking Voltage	5										μA	TA=25° C
		30											TA=125° C
		50											TA=150° C
T_{rr}	Typical Reverse Recovery Time	150			250	150	500	300	500	300	nS	IF=0.5A, IR=1A, Irr=0.25A	
C_J	Typical Junction Capacitance	15										pF	VR=4V, f=1MHz
R_{thJA}	Typical Thermal Resistance	55										°C / W	Note
T_J	Operating Temperature range	-65 to +175										°C	
T_{STG}	Storage Temperature Range	-65 to +175											

Note: Thermal resistance from junction to ambient at 0.375" (9.5mm) lead lengths, P.C.B mounted.

Typical Characteristics Curves

Fig.1-Max. Forward Current Derating Curve

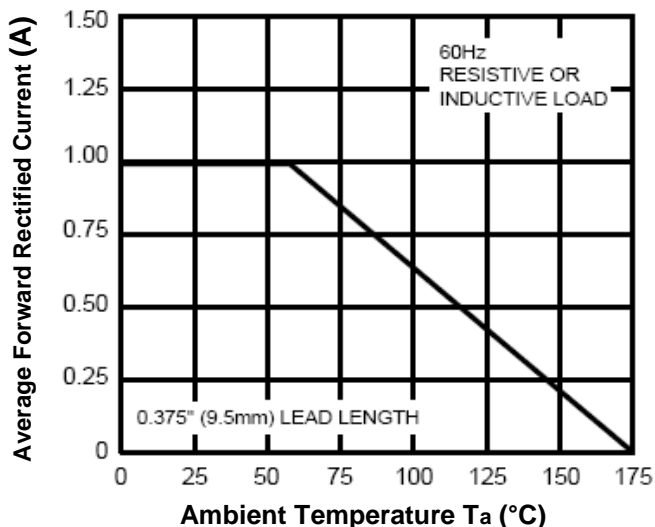
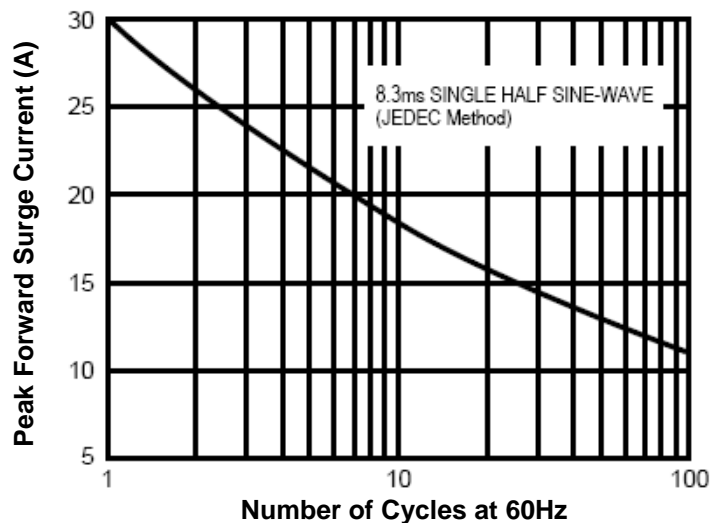


Fig.2-Max. Non-Repetitive Forward Surge Current



1.0A Sintered Glass Passivated Fast Recovery Rectifier (SGP[®])

RGP10A - RGP10MA

Fig.3- Typical Forward Characteristics

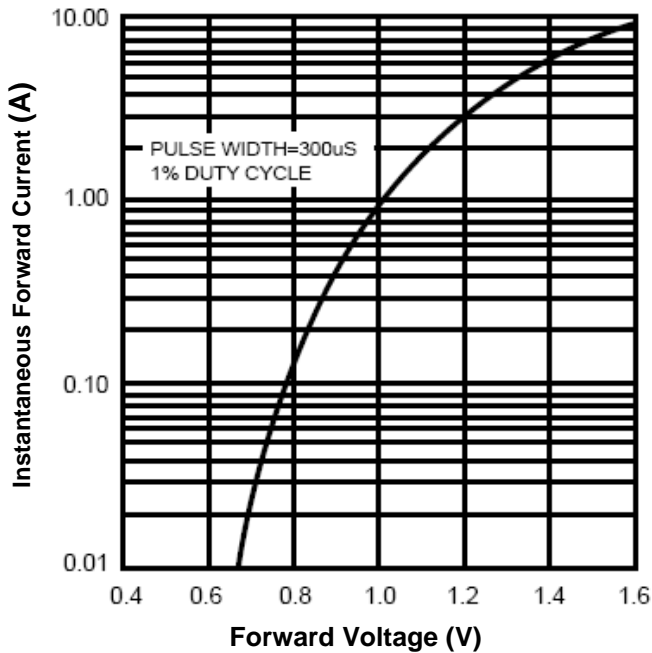


Fig.4-Typical Reverse Characteristics

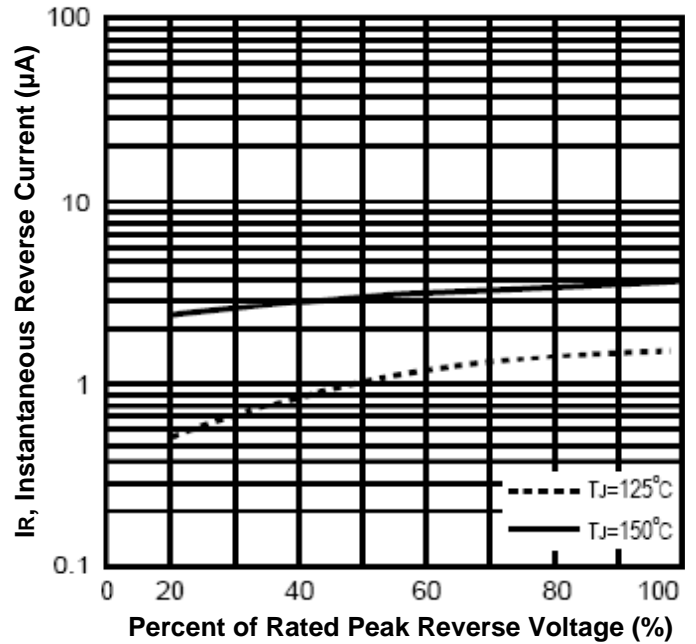
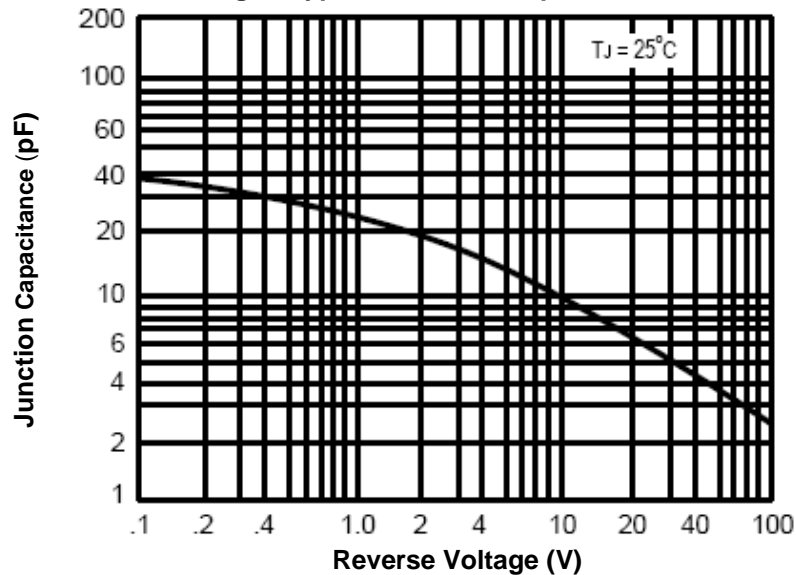


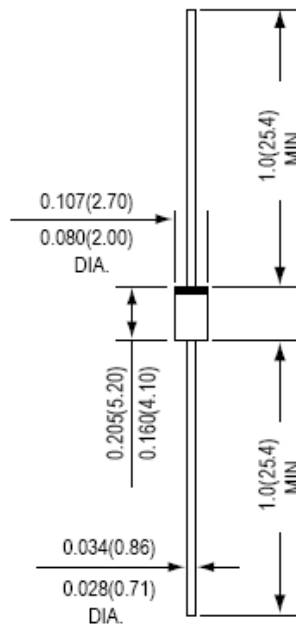
Fig.5- Typical Junction Capacitance



1.0A Sintered Glass Passivated Fast Recovery Rectifier (SGP®)

RGP10A - RGP10MA

Dimensions in inches (mm)



**DO-41
(DO-204AL)**

How to contact us

USA HEADQUARTERS

28040 WEST HARRISON PARKWAY, VALENCIA, CA 91355-4162

Tel: (800)-TAITRON (800)-824-8766 (661)-257-6060

Fax: (800)-TAITFAX (800)-824-8329 (661)-257-6415

Email: taitron@taitroncomponents.com

Http://www.taitroncomponents.com

TAITRON COMPONENTS INCORPORATED TAIWAN BRANCH

6F., NO.190, SEC. 2, ZHONGXING RD., XINDIAN DIST., NEW TAIPEI CITY 23146, TAIWAN R.O.C.

Tel: 886-2-2913-6238

Fax: 886-2-2913-6239

TAITRON COMPONENT TECHNOLOG SHANGHAI CORPORATION

SUITE 1503, METROBANK PLAZA, 1160 WEST YAN'AN ROAD, SHANGHAI, 200052, CHINA

Tel: +86-21-5424-9942

Fax: +86-21-2302-5027