

Radial Polyester Film Capacitor (Inductive)

Features

- Inductive construction with radial leads
- High moisture resistance and good solderability
- Available on taping packing for automatic assembly



Applications

- Blocking, by-pass and coupling of DC and signal to VHF range
- Timing circuits, filtering and other general purpose usage
- Ideal for use in TV, radio and other general electronic equipments

Specification

Description		Symbol	Value	Conditions
Reference Standard			GB 6346 (IEC 60384-11)	
Climatic Category		T _{CL} /T _{CU} /Day	55/105/21	
Rated Temperature		T _R	85°C	
Operation Temperature Range		T _{OP}	-55°C ~ +105°C	+85°C to +105°C :decreasing factor 1.25% per °C for U _{RDC}
Capacitance Range		C _R	0.0010μF ~0.27μF	
Capacitance Tolerance			±5%(J), ±10%(K), ±20%(M)	
Rated Voltage Range		U _{RDC}	50V, 63/100V, 160/250V, 400V, 630V, 1000/1200V	
Voltage Proof		U _{OL}	2.0U _R	5s
Max Dissipation Factor		tan δ	1.0%	20°C, 1KHz
Insulation Resistance	C _R ≤0.1μF	R _{INS}	≥30,000MΩ	20°C, 1min
	C _R >0.1μF		≥10,000 MΩ	20°C, 1min
Rated Voltage Pulse Slope If working voltage(U) is lower than U _R dv/dt(Max) =dv/dt(Rated) * U _R / U		dv/dt (V/us)	200	All lead spaces U _{RDC}

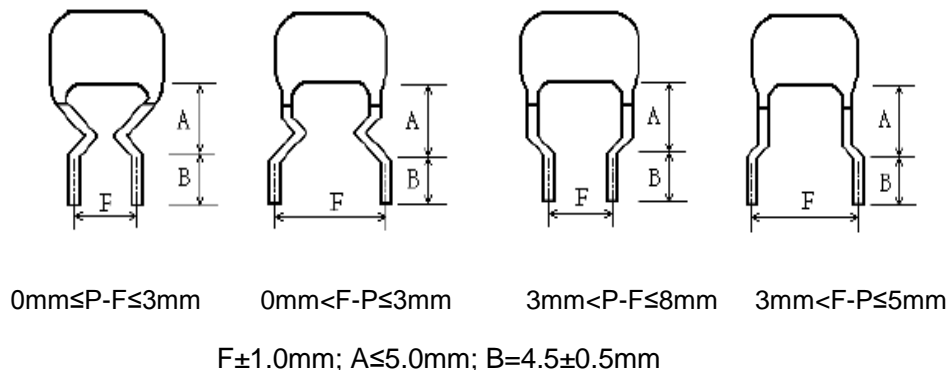
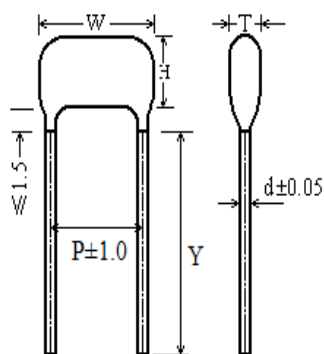
Radial Polyester Film Capacitor (Inductive)

PEF Series

Dimensions & Rated Voltage & Capacitance

S: Straight Lead

K: Kink Lead



Note: Y=standard lead length (20mm~30mm)

PN	Rated Voltage (VDC)	CR (μF)	W max	H max	T max	P±1.0	d ±0.05
PEF102*50-6P3.5S	50	0.0010	6.0	9.5	3.5	3.5	0.5
PEF122*50-6P3.5S		0.0012	6.0	9.5	3.5	3.5	0.5
PEF152*50-6P3.5S		0.0015	6.0	9.5	3.5	3.5	0.5
PEF182*50-6P3.5S		0.0018	6.0	9.5	3.5	3.5	0.5
PEF182J50-5.4P3.5S		0.0018	5.4	9.0	2.6	3.5	0.5
PEF182J50-5.4P5S		0.0018	5.4	9.0	2.6	5.0	0.5
PEF222*50-6P3.5S		0.0022	6.0	9.5	3.5	3.5	0.5
PEF272*50-6.5P4S		0.0027	6.5	9.5	4.0	4.0	0.5
PEF332*50-6.5P4S		0.0033	6.5	9.5	4.0	4.0	0.5
PEF392*50-6.5P4S		0.0039	6.5	9.5	4.0	4.0	0.5
PEF472*50-6.5P4S		0.0047	6.5	9.5	4.0	4.0	0.5
PEF562*50-6.5P4S		0.0056	6.5	9.5	4.0	4.0	0.5
PEF682*50-6.5P4S		0.0068	6.5	10.0	4.0	4.0	0.5
PEF822*50-6.5P4S		0.0082	6.5	10.0	4.0	4.0	0.5
PEF103*50-6.5P4S		0.010	6.5	10.0	4.0	4.0	0.5
PEF123*50-7P4S		0.012	7.0	10.0	4.0	4.0	0.5
PEF153*50-7P4S		0.015	7.0	10.0	4.0	4.0	0.5
PEF183*50-7P4.5S		0.018	7.0	10.0	4.0	4.5	0.5
PEF223*50-7P4.5S		0.022	7.0	10.0	4.0	4.5	0.5
PEF273*50-7.5P4.5S		0.027	7.5	10.0	4.0	4.5	0.5
PEF333*50-7.5P5S	0.033	7.5	10.5	4.5	5.0	0.5	
PEF393*50-8P5.5S	0.039	8.0	10.5	5.0	5.5	0.5	
PEF473*50-8.5P5.5S	0.047	8.5	10.5	5.0	5.5	0.5	

Radial Polyester Film Capacitor (Inductive)

PEF Series

PN	Rated Voltage (VDC)	CR (μF)	W max	H max	T max	P±1.0	d ±0.05
PEF563*50-8.5P5.5S	50	0.056	8.5	11.5	5.0	5.5	0.5
PEF683*50-9P6S		0.068	9.0	11.5	5.5	6.0	0.5
PEF823*50-9.5P6S		0.082	9.5	11.5	5.5	6.0	0.5
PEF104*50-10P6.5S		0.10	10.0	14.0	6.0	6.5	0.5
PEF124*50-10.5P6.5S		0.12	10.5	14.0	6.0	6.5	0.5
PEF154*50-11P7S		0.15	11.0	14.0	6.5	7.0	0.5
PEF184*50-11.5P7S		0.18	11.5	14.5	7.0	7.0	0.5
PEF224*50-12P7.5S		0.22	12.0	14.5	8.0	7.5	0.6
PEF274*50-13P 8S		0.27	13.0	16.0	8.0	8.0	0.6
PEF102*63/100-6P3.5S		63/100	0.0010	6.0	11.5	3.5	3.5
PEF102J100-6.5P5S	0.0010		6.5	10.5	3.5	5.0	0.5
PEF122*63/100-6P3.5S	0.0012		6.0	11.5	3.5	3.5	0.5
PEF152*63/100-6P3.5S	0.0015		6.0	11.5	3.5	3.5	0.5
PEF182*63/100-6P3.5S	0.0018		6.0	11.5	3.5	3.5	0.5
PEF182J100-6.5P5S	0.0018		6.5	10.0	3.5	5.0	0.5
PEF222*63/100-6P3.5S	0.0022		6.0	10.0	3.5	3.5	0.5
PEF272*63/100-6P3.5S	0.0027		6.0	11.5	3.8	3.5	0.5
PEF332*63/100-6P3.5 S	0.0033		6.0	11.5	3.8	3.5	0.5
PEF332J100-6.5P5S	0.0033		6.5	10.5	4.0	5.0	0.5
PEF392*63/100-6P3.5S	0.0039		6.0	11.5	3.8	3.5	0.5
PEF392*100-6.5P5S	0.0039		6.5	10.0	4.0	5.0	0.5
PEF472*63/100-6P3.5S	0.0047		6.0	11.5	3.8	3.5	0.5
PEF472J100-6.5P5F/S	0.0047		6.5	11.5	3.5	5.0	0.5
PEF472J100-6P5S	0.0047		6.0	10.0	3.5	5.0	0.5
PEF562*63/100-6P4S	0.0056		6.0	11.5	3.8	4.0	0.5
PEF562J100-6.5P5S	0.0056		6.5	10.5	3.5	5.0	0.5
PEF682*63/100-6.5P4S	0.0068		6.5	11.5	3.8	4.0	0.5
PEF682J100-6.5P5S	0.0068		6.5	10.0	3.5	5.0	0.5
PEF822*63/100-P4S	0.0082		7.0	11.5	4.0	4.0	0.5
PEF822*100-6.5P5S	0.0082		6.5	10.0	3.5	5.0	0.5
PEF103*63/100-7P4S	0.010		7.0	11.0	4.0	4.0	0.5
PEF103J100-7P5S	0.010		7.0	11.0	4.0	5.0	0.5
PEF123*63/100-7P4S	0.012		7.0	11.5	4.3	4.0	0.5
PEF123J100-6.5P5S	0.012		6.5	12.0	3.5	5.0	0.5
PEF153K100-6.5P4.5S	0.015		6.5	12.0	4.0	4.5	0.5
PEF153*63/100-7P4.5S	0.015		7.0	11.5	4.3	4.5	0.5
PEF183*63/100-7P4.5S	0.018		7.0	12.0	4.3	4.5	0.5
PEF223*63/100-8P5S	0.022		8.0	12.0	4.3	5.0	0.5
PEF223J100-7.5P6S	0.022		7.5	12.5	4.5	6.0	0.5
PEF273*63/100-8P5S	0.027		8.0	13.0	4.8	5.0	0.5
PEF333*63/100-8.5P5.5S	0.033		8.5	13.0	4.8	5.5	0.5
PEF333J100-8P5S	0.033		8.0	12.5	4.0	5.0	0.5

Radial Polyester Film Capacitor (Inductive)

PEF Series

PN	Rated Voltage (VDC)	CR (μF)	W max	H max	T max	P±1.0	d ±0.05	
PEF333J100-8P6S	63/100	0.033	8.0	12.5	4.0	6.0	0.5	
PEF393*63/100-9P5.5S		0.039	9.0	13.0	5.0	5.5	0.5	
PEF473*63/100-9P5.5S		0.047	9.0	13.0	5.3	5.5	0.5	
PEF473J100-10P5S		0.047	10.0	13.0	5.0	5.0	0.5	
PEF473J100-10P6S		0.047	10.0	13.0	5.0	6.0	0.5	
PEF563*63/100-9.5P6.5S		0.056	9.5	13.5	5.5	6.5	0.5	
PEF154J100-11P9S		0.15	11.0	15.5	6.5	9.0	0.5	
PEF224J100-13P7.5S		0.22	13.0	12.0	7.0	7.5	0.5	
PEF224J100-13P9.5S		0.22	13.0	12.0	7.0	9.5	0.5	
PEF224J100-14.5P9.5S		0.22	14.5	17.5	8.5	9.5	0.5	
PEF683*63/100-10P7S		0.068	10.0	13.5	6.0	7.0	0.5	
PEF823*63/100-10.5P7S		0.082	10.5	13.5	6.5	7.0	0.5	
PEF104*63/100-11.5P7.5S		0.10	11.5	13.5	7.0	7.5	0.5	
PEF104J100-10.5P5C		0.10	10.5	12.5	5.5	5.0	0.5	
PEF104J100-10.5P5S		0.10	10.5	13.0	5.5	5.0	0.5	
PEF104J100-10.5P8.5S		0.10	10.5	13.0	5.5	8.5	0.5	
PEF124*63/100-12.5P8.5S		0.12	12.5	15.5	7.5	8.5	0.6	
PEF154*63/100-13.5P9S		0.15	13.5	16.0	8.0	9.0	0.6	
PEF154*100-11P9S		0.15	11.0	15.5	6.5	9.0	0.6	
PEF184*63/100-14P9.5S		0.18	14.0	16.5	8.0	9.5	0.6	
PEF224*63/100-14.5P9.5S		0.22	14.5	17.5	8.5	9.5	0.6	
PEF274*63/100-15P10S		0.27	15.0	21.0	9.0	10.0	0.6	
PEF102*160/250-6P3.5S		160/250	0.0010	6.0	11.5	3.5	3.5	0.5
PEF122*160/250-6P3.5S			0.0012	6.0	11.5	3.5	3.5	0.5
PEF152*160/250-6P3.5S	0.0015		6.0	11.5	3.5	3.5	0.5	
PEF182*160/250-6P3.5S	0.0018		6.0	11.5	3.5	3.5	0.5	
PEF222*160/250-6P3.5S	0.0022		6.0	11.5	3.8	3.5	0.5	
PEF272*160/250-6.5P3.5S	0.0027		6.5	12.0	3.8	3.5	0.5	
PEF332*160/250-6.5P3.5S	0.0033		6.5	12.0	3.8	3.5	0.5	
PEF392*160/250-6.5P4S	0.0039		6.5	12.0	3.8	4.0	0.5	
PEF472*160/250-6.5P4.5S	0.0047		6.5	12.0	3.8	4.5	0.5	
PEF562*160/250-7P5S	0.0056		7.0	12.0	4.0	5.0	0.5	
PEF682*160/250-7P5S	0.0068		7.0	12.0	4.0	5.0	0.5	
PEF822*160/250-8P5.5S	0.0082		8.0	13.0	4.0	5.5	0.5	
PEF103*160/250-8P5.5S	0.010		8.0	13.0	5.0	5.5	0.5	
PEF103J250-7P5S	0.010		7.0	11.0	4.0	4.5	0.5	
PEF123*160/250-8.5P5.5S	0.012		8.5	13.5	5.0	5.5	0.5	
PEF153*160/250-8.5P5.5S	0.015		8.5	13.5	5.0	5.5	0.5	
PEF183*160/250-9P6S	0.018		9.0	14.0	5.7	6.0	0.5	
PEF223*160/250-9.5P6.5S	0.022		9.5	14.0	5.7	6.5	0.5	
PEF273*160/250-10P6.5S	0.027		10.0	15.0	6.3	6.5	0.5	
PEF333*160/250-10.5P6.5S	0.033		10.5	15.5	6.3	6.5	0.5	

Radial Polyester Film Capacitor (Inductive)

PEF Series

PN	Rated Voltage (VDC)	CR (μF)	W max	H max	T max	P±1.0	d ±0.05
PEF393*160/250-11.5P7S	160/250	0.039	11.5	15.5	7.0	7.0	0.5
PEF473*160/250-11.5P7.5S		0.047	11.5	16.0	7.0	7.5	0.5
PEF563*160/250-12.5P8S		0.056	12.5	16.0	8.5	8.0	0.6
PEF683*160/250-12.5P8S		0.068	12.5	17.0	8.5	8.0	0.6
PEF823*160/250-14P8.5S		0.082	14.0	19.0	10.0	8.5	0.6
PEF104*160/250-15P9S		0.10	15.0	19.0	10.0	9.0	0.6
PEF102*400-6P3.5S	400	0.0010	6.0	11.5	3.5	3.5	0.5
PEF122*400-6P3.5S		0.0012	6.0	11.5	3.5	3.5	0.5
PEF152*400-6P3.5S		0.0015	6.0	11.5	3.5	3.5	0.5
PEF182*400-6P3.5S		0.0018	6.0	11.5	3.5	3.5	0.5
PEF222*400-6P3.5S		0.0022	6.0	11.5	3.8	3.5	0.5
PEF272*400-7P4S		0.0027	7.0	13.0	4.0	4.0	0.5
PEF332*400-7P4.5S		0.0033	7.0	13.0	4.5	4.5	0.5
PEF392*400-7.5P4.5S		0.0039	7.5	13.5	4.5	4.5	0.5
PEF472*400-8P4.5S		0.0047	8.0	13.5	4.5	4.5	0.5
PEF562*400-8P5.5S		0.0056	8.0	13.5	5.0	5.5	0.5
PEF682*400-8.5P5.5S		0.0068	8.5	13.5	5.5	5.5	0.5
PEF822*400-9P5.5S		0.0082	9.0	15.5	5.5	5.5	0.5
PEF103*400-9.5P5.5S		0.010	9.5	15.5	6.0	5.5	0.5
PEF123*400-10.5P6S		0.012	10.5	15.5	6.5	6.0	0.5
PEF153*400-10.5P6.5S		0.015	10.5	15.5	6.5	6.5	0.5
PEF183*400-11.5P7S		0.018	11.5	17.5	7.0	7.0	0.6
PEF223*400-11.5P7S		0.022	11.5	17.5	7.0	7.0	0.6
PEF273*400-12.5P7.5S		0.027	12.5	18.5	7.5	7.5	0.6
PEF333*400-12.5P7.5S		0.033	12.5	18.5	7.5	7.5	0.6
PEF393*400-14P8.5S		0.039	14.0	19.0	8.0	8.5	0.6
PEF473*400-14.5P9S		0.047	14.5	19.0	8.5	9.0	0.6
PEF563*400-14.5P9S		0.056	14.5	21.5	8.5	9.0	0.6
PEF683*400-14.5P9.5S		0.068	14.5	22.5	9.0	9.5	0.6
PEF102*630-6.5P4S		630	0.0010	6.5	12.5	4.0	4.0
PEF122*630-6.5P4S	0.0012		6.5	12.5	4.0	4.0	0.5
PEF152*630-6.5P4S	0.0015		6.5	12.5	4.0	4.0	0.5
PEF182*630-6.5P4S	0.0018		6.5	12.5	4.0	4.0	0.5
PEF222*630-7P4.5S	0.0022		7.0	12.5	4.5	4.5	0.5
PEF272*630-7.5P4.5S	0.0027		7.5	13.5	5.0	4.5	0.5
PEF332*630-7.5P4.5S	0.0033		7.5	13.5	5.0	4.5	0.5
PEF392*630-8P5S	0.0039		8.0	13.5	5.5	5.0	0.5
PEF472*630-8.5P5S	0.0047		8.5	13.5	5.5	5.0	0.5
PEF562*630-9.5P5.5S	0.0056		9.5	14.0	5.5	5.5	0.5
PEF682*630-10P6S	0.0068		10.0	14.0	6.0	6.0	0.5
PEF822*630-10P6S	0.0082		10.0	16.0	6.0	6.0	0.5
PEF103*630-10P6S	0.010		10.0	16.0	6.5	6.0	0.5

Radial Polyester Film Capacitor (Inductive)

PEF Series

PN	Rated Voltage (VDC)	CR (μF)	W max	H max	T max	P±1.0	d ±0.05
PEF123*630-11P7S	630	0.012	11.0	16.5	6.5	7.0	0.6
PEF153*630-11.5P7.5S		0.015	11.5	17.0	7.0	7.5	0.6
PEF183*630-12P7.5S		0.018	12.0	17.0	7.5	7.5	0.6
PEF223*630-12.5P8S		0.022	12.5	18.0	7.5	8.0	0.6
PEF102*1000/12000-7P4S	1000/12000	0.0010	7.0	13.5	4.5	4.0	0.5
PEF122*1000/12000-7P4S		0.0012	7.0	13.5	4.5	4.0	0.5
PEF152*1000/12000-7.5P4.5S		0.0015	7.5	13.5	4.5	4.5	0.5
PEF182*1000/12000-7.5P4.5S		0.0018	7.5	13.5	4.5	4.5	0.5
PEF222*1000/12000-8P5S		0.0022	8.0	14.0	5.0	5.0	0.5
PEF272*1000/12000-8P5S		0.0027	8.0	14.0	5.5	5.0	0.5
PEF332*1000/12000-9P5.5S		0.0033	9.0	14.0	6.0	5.5	0.5
PEF392*1000/12000-9.5P6S		0.0039	9.5	15.0	6.0	6.0	0.5
PEF472*1000/12000-9.5P6S		0.0047	9.5	16.0	6.0	6.0	0.5
PEF562*1000/12000-10P6S		0.0056	10.0	16.5	6.5	6.0	0.5
PEF682*1000/12000-10.5P6.5S		0.0068	10.5	16.5	6.5	6.5	0.6
PEF822*1000/12000-11.5P7.5S		0.0082	11.5	17.5	7.5	7.5	0.6
PEF103*1000/12000-12P7.5S		0.010	12.0	17.5	7.5	7.5	0.6

Note: * Capacitance tolerance code, M=±20%, K=±10%,J=±5%.

Reliability Test Condition

No.	Item	Performance	Test Method (IEC60384-2)
1	Solderability	Good quality of tinning	Solder temperature: 245°C±5°C Immersion time: 2.0s±0.5s
2	Initial measurement	Capacitance tan δ: 1kHz, C>1.0μF 10kHz, C≤1.0μF	
	Terminal strength	There shall be no visible damage	Tension: 5N(Φ d=0.5), 10N(Φ d≥0.6) Bend: 2.5N(Φ d=0.5), 5N(Φ d≥0.6) The terminals shall be bent 2 times in each direction.
	Resistance to solder heat	There shall be no visible damage	Solder temperature: 260°C±5°C Immersion time: 10s±1s
	Final measurement	ΔC/C ≤±2% (relative to the initial value)	

Radial Polyester Film Capacitor (Inductive)

PEF Series

No.	Item	Performance	Test Method (IEC 60384-2)
3	Initial measurement	Capacitance $\tan \delta$: 1kHz	
	Rapid change of temperature	There shall be no evidence of deterioration.	-55°C to +85°C 5 cycles, duration: $t=30$ min
	Vibration	There shall be no evidence of deterioration.	Amplitude 0.75mm or acceleration 98m/s ² (whichever is less severity), f: 10Hz to 500Hz in three directions, 2hrs per each direction, total 6hrs.
	Bump	There shall be no evidence of deterioration.	4000 times, Acceleration: 390m/s ² , Pulse duration: 6ms
	Final measurement	$\Delta C/C \leq \pm 5\%$ (relative to the initial value) $\tan \delta: \leq 0.01$ (1kHz)	
4	Climate Sequence	Initial measurement	Capacitance $\tan \delta$:1kHz
		Dry Heat	+85°C, 16hrs
		Damp Heat, Cyclic	Test Db, Severity: b, the first cycle
		Cold	-55°C, 5hrs
		Low air pressure	There shall be no permanent break down, flashover or other harmful deformation when applying UR at the last 1 minute. 15°C ~ 35°C, 8.5kPa, 1hr,
		Damp, Heat, Cyclic, other	Test Db, Severity b, the other cycles, Applying UR for 1 minute after the test finished.
		Final measurement	There shall be no evidence of deterioration and the marking shall be legible. $\Delta C/C \leq \pm 5\%$ (relative to the initial value) $\tan \delta \leq 0.01$ (1KHz) or 1.2times initial value (whichever is the greater) IR: $\geq 50\%$ of the rated value
5	Damp Heat steady state	There shall be no evidence of deterioration and the marking shall be legible. $\Delta C/C \leq \pm 5\%$ (relative to the initial value) $\tan \delta \leq 0.01$ (1KHz) or 1.2times initial value (whichever is the greater) IR: $\geq 50\%$ of the rated value	Temperature: 40°C $\pm 2^\circ$ C Humidity: 90~95%RH Duration: 21 days

Radial Polyester Film Capacitor (Inductive)

PEF Series

No.	Item	Performance	Test method (IEC 60384-2)
6	Endurance	There shall be no evidence of deterioration and the marking shall be legible. $\Delta C/C \leq \pm 5\%$ (relative to the initial value) $\tan \delta \leq 0.01$ (1KHz) or 1.2 times initial value (whichever is the greater) IR: $\geq 50\%$ of the rated value	Temperature: $+85^{\circ}\text{C}$ Voltage: $1.5 \times \text{UR}$ Duration: 1,000 hrs
7	Temperature characteristic	Measuring capacitance at test point b, d, f : Characteristic at lower category temperature $-55^{\circ}\text{C}: -8\% \leq (C_b - C_d)/C_d \leq 0\%$ Characteristic at upper category temperature $+85^{\circ}\text{C}: 0\% \leq (C_f - C_d)/C_d \leq +5\%$	Static method: The Capacitors should be kept at the following temperature in turn: a($+20 \pm 2$) $^{\circ}\text{C}$, b(-55 ± 2) $^{\circ}\text{C}$, d(20 ± 2) $^{\circ}\text{C}$ f($+85 \pm 2$) $^{\circ}\text{C}$, g($+20 \pm 2$) $^{\circ}\text{C}$

Packing Information (in mm)

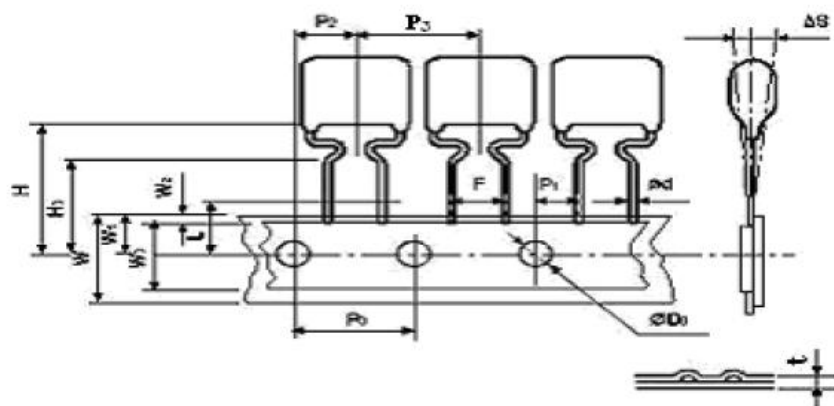


Fig 1

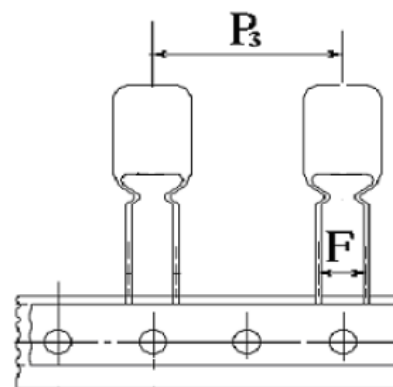


Fig 2

Radial Polyester Film Capacitor (Inductive)

PEF Series

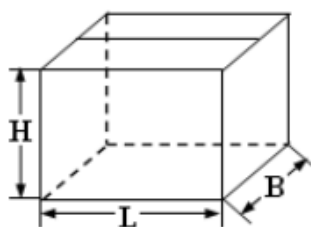
Technology index title	Code	P=5.0	P=7.5	P=10.0	P=15.0	Tolerance
		Fig 1		Fig 2		
Taping pitch	P3	12.7	12.7	25.4	25.4	±1.0
Feed hole pitch	P0*	12.7	12.7	12.7	12.7	±0.3
Center of wire	P1	3.85	2.60	7.7	5.2	±0.7
Center of body	P2	6.35	6.35	12.7	12.7	±1.3
Pitch of taping wire	F**	5.0	7.5	10.0	15.0	+0.8 -0.2
Component alignment	△S	0	0	0	0	±2.0
Height of crangle from tape center	H	20.0	20.0	20.0	20.0	±1.0
Height of component from tape center	H0	16.0	16.0	16.0	16.0	±0.5
Carrier tape width	W	18.0	18.0	18.0	18.0	+1.0 -0.5
Hold down tape width	W0	10min	10min	10min	10min	—
Hole position	W1	9.0	9.0	9.0	9.0	+0.75 -0.5
Hold down tape sition	W2	≤3	≤3	≤3	≤3	—
Feed hole dia	D0	4.0	4.0	4.0	4.0	±0.3
Tape thickness	t	0.7	0.7	0.7	0.7	±0.2

Note: * P0=15mm is also available

** F can be other lead spacing

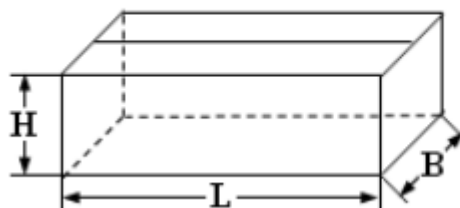
Packing Specification

1. Out packing box for bulk



L:375±5
B:375±5
H:265±5

2. Inner packing box for bulk

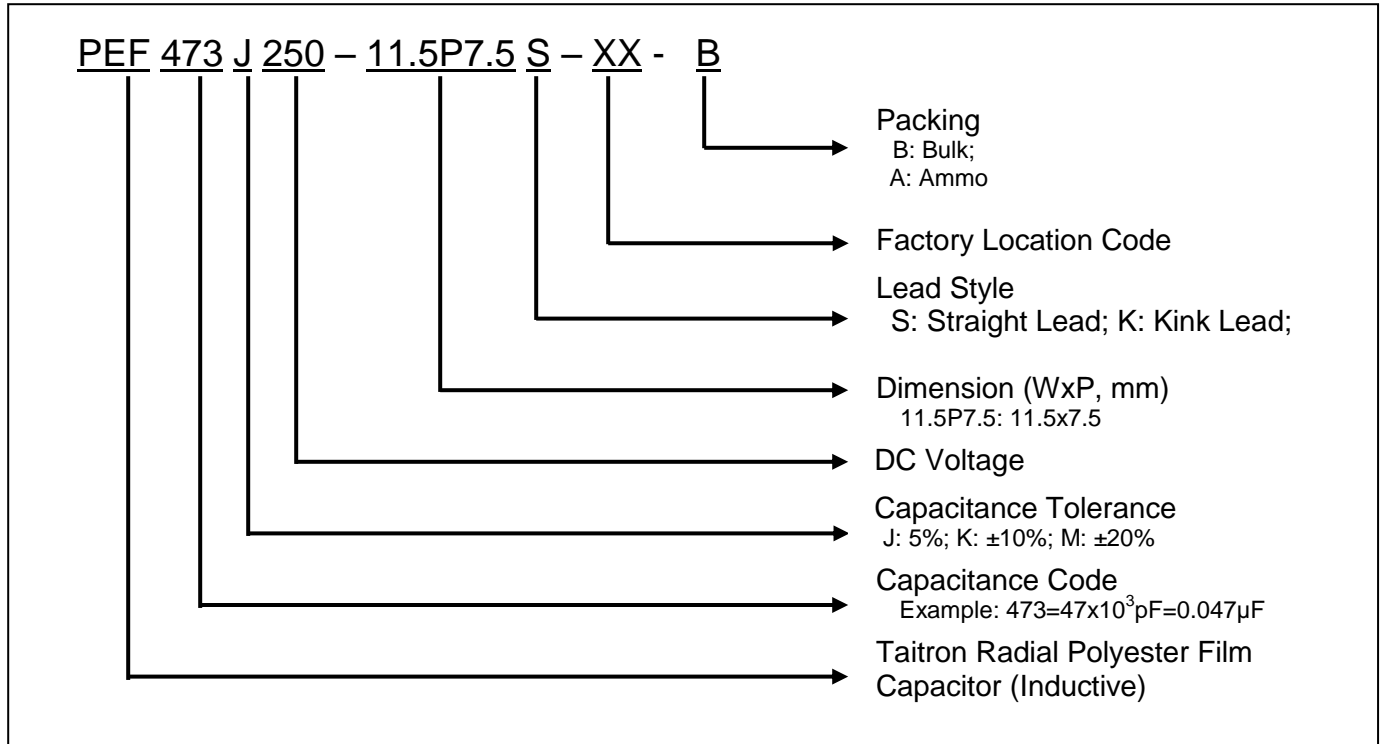


L:355±3
B:175±3
H:118±3

Radial Polyester Film Capacitor (Inductive)

PEF Series

How to Order



Radial Polyester Film Capacitor (Inductive)

PEF Series

How to contact us

USA HEADQUARTERS

28040 WEST HARRISON PARKWAY, VALENCIA, CA 91355-4162

Tel: (800)-TAITRON (800)-824-8766 (661)-257-6060

Fax: (800)-TAITFAX (800)-824-8329 (661)-257-6415

Email: taitron@taitroncomponents.com

Http://www.taitroncomponents.com

TAITRON COMPONENTS INCORPORATED TAIWAN BRANCH

6F., NO.190, SEC. 2, ZHONGXING RD., XINDIAN DIST., NEW TAIPEI CITY 23146, TAIWAN R.O.C.

Tel: 886-2-2913-6238

Fax: 886-2-2913-6239

TAITRON COMPONENT TECHNOLOG SHANGHAI CORPORATION

SUITE 1503, METROBANK PLAZA, 1160 WEST YAN'AN ROAD, SHANGHAI, 200052, CHINA

Tel: +86-21-5424-9942

Fax: +86-21-2302-5027