

1.0A Sintered Glass Passivated Ultra Fast Recovery Rectifier (SGP[®])

Features

- Sintered glass passivated (SGP[®]) rectifier chip
- Ultra fast reverse recovery time
- Low forward voltage, high current capability
- Low leakage current, high surge current capability
- High temperature soldering guaranteed: 260°C/10 seconds
.0375" (9.5mm) lead length, 5lbs (2.3kg) tension
- 175° C operation junction temperature
- RoHS Compliance



DO-15



Mechanical Data

Case:	JEDEC DO-15, molded plastic body
Epoxy:	Plastic package has UL flammability classification 94V-0
Terminals:	Plated axial leads, solderable per MIL-STD-750, Method 2026
Polarity:	Color band denotes cathode end
Weight:	0.015 ounces, 0.4 grams

Maximum Ratings and Electrical Characteristics ($T_A=25^\circ\text{C}$ unless noted otherwise)

Symbol	Description	MUR130	MUR140	MUR160	Unit	Conditions
V_{RRM}	Maximum Repetitive Peak Reverse Voltage	300	400	600	V	
V_{RMS}	Maximum RMS Voltage	210	280	420	V	
V_{DC}	Maximum DC Blocking Voltage	300	400	600	V	
I_{F(AV)}	Maximum Average Forward Rectified Current	1.0			A	T _A =120° C
I_{FSM}	Peak Forward Surge Current	35			A	8.3ms single half sine-wave superimposed on rated load (JEDEC Method)
V_F	Maximum Instantaneous Forward Voltage	1.25			V	I _F =1.0A, T _j =25° C

1.0A Sintered Glass Passivated Ultra Fast Recovery Rectifier (SGP®)

MUR130 - MUR160

Symbol	Description	MUR130	MUR140	MUR160	Unit	Conditions
IR	Maximum DC Reverse Current at Rated DC Blocking Voltage	5			μA	T _j =25° C
		50				T _j =125° C
		100				T _j =150° C
T_{rr}	Maximum Reverse Recovery Time	50			nS	I _F =0.5A, I _R =1.0A, I _{rr} =0.25A
T_{fr}	Maximum Forward Recovery Time	50			nS	I _F =1.0A, di/dt=100A/μS, recovery to 1.0V
C_J	Typical Junction Capacitance	25			pF	V _R =4V, f=1MHz
R_{thJA}	Typical Thermal Resistance	50			°C / W	Note
T_J, T_{STG}	Operating Junction and Storage Temperature Range	-65 to +175			°C	

Note: Thermal resistance from junction to ambient lead at 0.375" (9.5mm) lead length, P.C.B mounted with 1.5 x 1.5" (38 x 38mm) copper pads as shown in Fig-1.

Typical Characteristics Curves

Fig.1-Forward Current Derating Curve

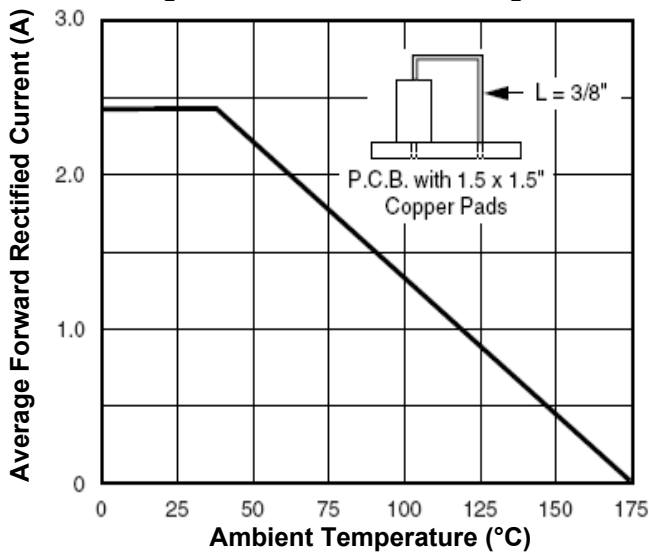
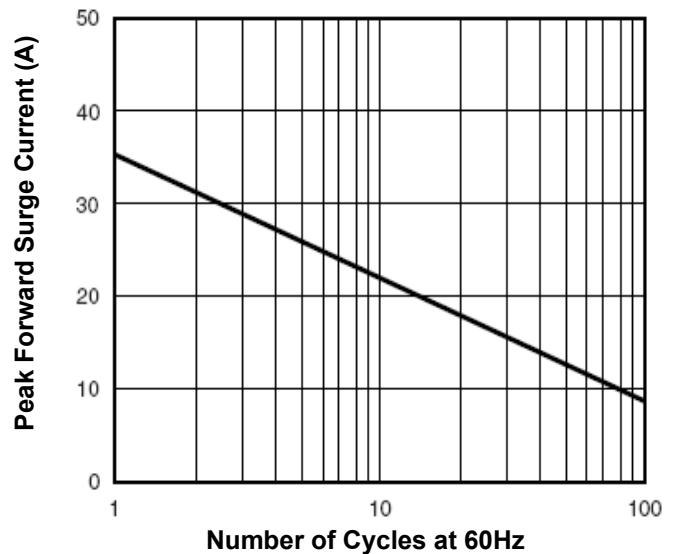


Fig.2-Max. Non-Repetitive Peak Forward Surge Current



1.0A Sintered Glass Passivated Ultra Fast Recovery Rectifier (SGP[®])

MUR130 - MUR160

Fig.3- Typical Instantaneous Forward Characteristics

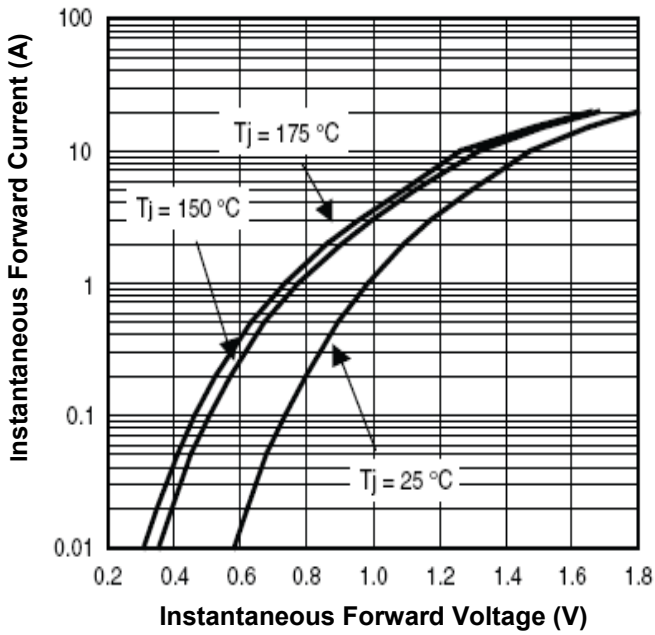


Fig.4-Typical Reverse Characteristics

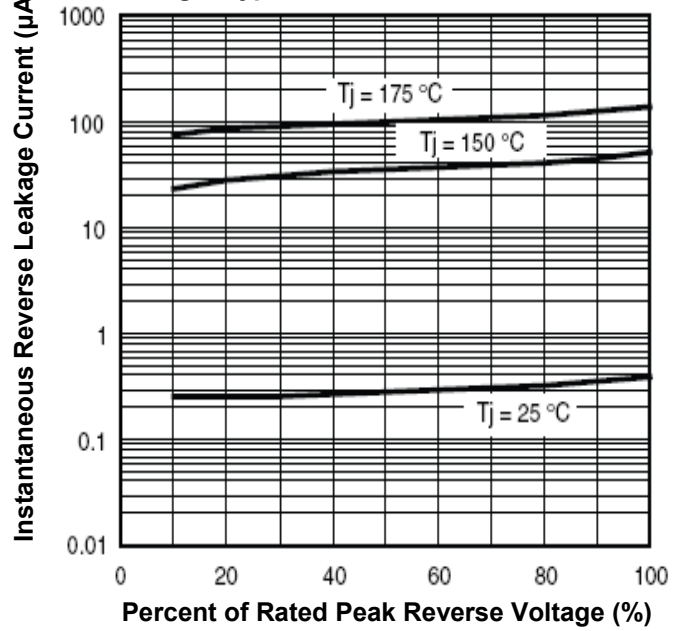
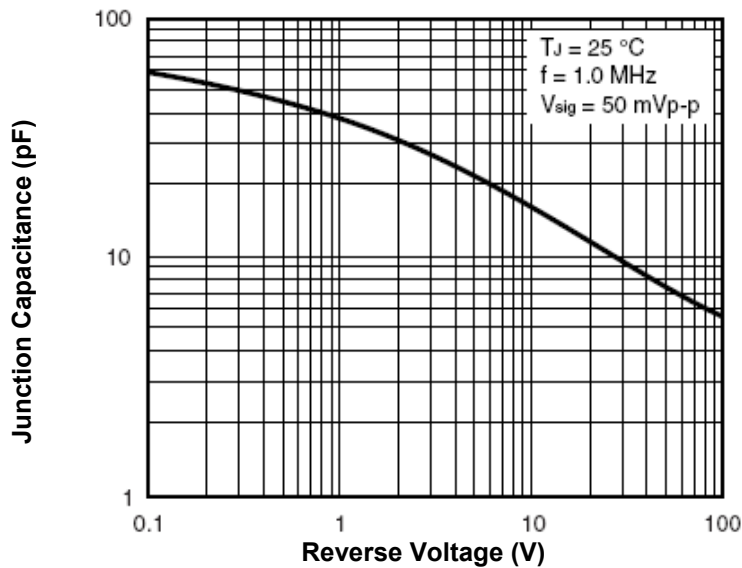


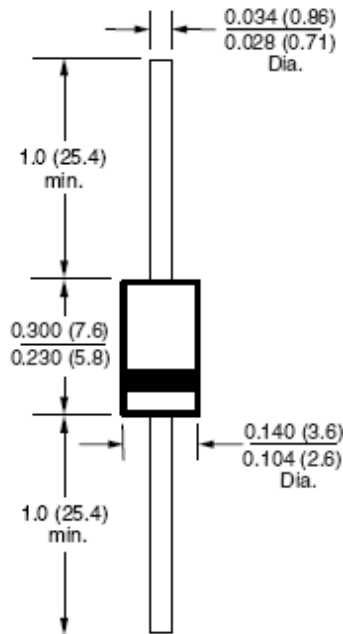
Fig.5- Typical Junction Capacitance



1.0A Sintered Glass Passivated Ultra Fast Recovery Rectifier (SGP®)

MUR130 - MUR160

Dimensions in inches (mm)



DO-15

How to contact us:

US HEADQUARTERS

28040 WEST HARRISON PARKWAY, VALENCIA, CA 91355-4162

Tel: (800) TAITRON (800) 824-8766 (661) 257-6060

Fax: (800) TAITFAX (800) 824-8329 (661) 257-6415

Email: taitron@taitroncomponents.com

Http://www.taitroncomponents.com

TAITRON COMPONENTS MEXICO, S.A. DE C.V.

BOULEVARD CENTRAL 5000 INTERIOR 5 PARQUE INDUSTRIAL ATITALAQUIA, HIDALGO C.P.

42970 MEXICO

Tel: +52-55-5560-1519

Fax: +52-55-5560-2190

TAITRON COMPONETS INCORPORATED E REPRESENTAÇÕES DO BRASIL LTDA

RUA DOMINGOS DE MORAIS, 2777, 2.ANDAR, SALA 24 SAÚDE - SÃO PAULO-SP 04035-001 BRAZIL

Tel: +55-11-5574-7949

Fax: +55-11-5572-0052

TAITRON COMPONETS INCORPORATED, SHANGHAI REPRESENTATIVE OFFICE

METROBANK PLAZA, 1160 WEST YAN' AN ROAD, SUITE 1503, SHANGHAI, 200052, CHINA

Tel: +86-21-5424-9942

Fax: +86-21-5424-9931