

Metallized Polypropylene Film Capacitor (Dipped)

Features

- Metallized polypropylene structure
- Low loss at high frequency
- Small inherent temperature rise
- Can make lead kink
- Flame retardant epoxy resin powder coating (UL94/V-0)



Typical Applications

- Widely used in high frequency, DC, AC and pulse circuits
- Providing optimum performance with small size in S-correction circuits for color TV set
- Specially designed for S-correction circuits of large screen monitor and color TV
- Suitable for the situation where applies high frequency and high current pulse

Specification

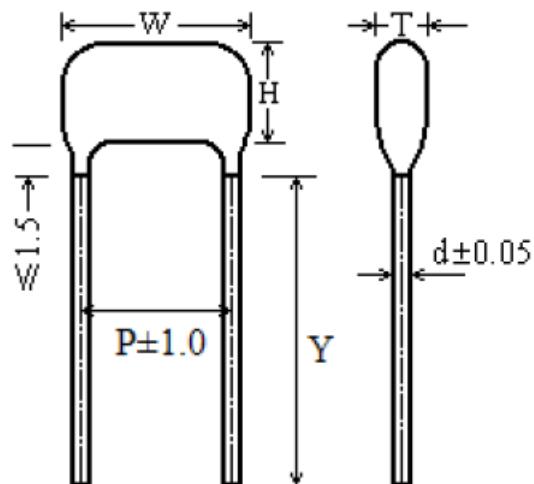
Description	Symbol	Value	Conditions
Reference Standard		GB/T 14579 (IEC 60384-17)	-
Climatic Category	T _{CL} /T _{CU} /Day	40/105/21	Lower Category Temp. /Upper Category Temp./Number of Days
Rated Temperature	T _R	85°C	-
Operation Temperature	T _{OP}	-40°C ~ +105°C	+85°C to +105°C: decreasing factor 1.25% per °C for VR(dc)
Capacitance Range	C _R	0.001μF~3.3μF	-
Capacitance Tolerance		± 5%(J), ± 10%(K), ± 20%(M)	23±1°C, RH=50±2%
Rated Voltage	U _{Rdc}	100V/160V,250V,400V,630V, 1000V/1250V	50/60Hz, <=85 °C
Withstanding Test Voltage	U _{OL}	1.6U _{Rdc}	5s
Dissipation Factor	tan δ	≤0.1%	20°C,1KHz
Insulation Resistance	C _R ≤0.33μF	R _{INS}	20°C,100V,1 min
	C _R >0.33μF		
		≥15,000s	

Metallized Polypropylene Film Capacitor (Dipped)

MPPF Series

Description	Symbol	Value				Conditions
		P=7.5	P=10	P=15	P=22.5	
Rated Voltage Pulse Slope If working voltage(U) is lower than UR $dv/dt(Max) = dv/dt(Rated) * UR / U$	dv/dt (V/us)					Pitch (mm)
		660	560	310	130	$U_{Rdc}=100V/250V$
		900	780	600	300	$U_{Rdc}=400V$
		1500	1200	900	400	$U_{Rdc}=630V$
		2500	2200	-	-	$U_{Rdc}=1000V/1250V$

Dimensions (in mm)



PN	Cap. (μF)	Rated Voltage	W (max.)	H (max.)	T (max.)	P±1.0	d±0.05
		(VDC)					
MPPF102*630-10P7.5S	0.001	630	10	7.9	4.3	7.5	0.6
MPPF102*1000/1250-10P7.5S		1000/1250	10	7.9	4.3	7.5	0.6
MPPF112*630-10P7.5S	0.0011	630	10	8.1	4.4	7.5	0.6
MPPF112*1000/1250-10P7.5S		1000/1250	10	8.1	4.4	7.5	0.6
MPPF122*630-10P7.5S	0.0012	630	10	8.2	4.5	7.5	0.6
MPPF122*1000/1250-10P7.5S		1000/1250	10	8.2	4.5	7.5	0.6
MPPF132*630-10P7.5S	0.0013	630	10	8.3	4.7	7.5	0.6
MPPF132*1000/1250-10P7.5S		1000/1250	10	8.3	4.7	7.5	0.6

Metallized Polypropylene Film Capacitor (Dipped)

MPPF Series

PN	Cap. (μ F)	Rated Voltage	W (max.)	H (max.)	T (max.)	P \pm 1.0	d \pm 0.05
		(VDC)					
MPPF152*630-10P7.5S	0.0015	630	10	8.1	4.4	7.5	0.6
MPPF152*1000/1250-10P7.5S		1000/1250	10	8.1	4.4	7.5	0.6
MPPF162*630-10P7.5S	0.0016	630	10	8.2	4.5	7.5	0.6
MPPF162*1000/1250-10P7.5S		1000/1250	10	8.2	4.5	7.5	0.6
MPPF182*630-10P7.5S	0.0018	630	10	7.8	4.2	7.5	0.6
MPPF182*1000/1250-10P7.5S		1000/1250	10	7.8	4.2	7.5	0.6
MPPF202*630-10P7.5S	0.002	630	10	8	4.3	7.5	0.6
MPPF202*1000/1250-10P7.5S		1000/1250	10	8	4.3	7.5	0.6
MPPF222*630-10P7.5S	0.0022	630	10	8.1	4.5	7.5	0.6
MPPF222*1000/1250-10P7.5S		1000/1250	10	8.1	4.5	7.5	0.6
MPPF242*630-9.8P7.5S	0.0024	630	9.8	8	4.3	7.5	0.6
MPPF242*1000/1250-10P7.5S		1000/1250	10	7.7	4	7.5	0.6
MPPF272*630-9.8P7.5S	0.0027	630	9.8	8.1	4.5	7.5	0.6
MPPF272*1000/1250-10P7.5S		1000/1250	10	7.8	4.2	7.5	0.6
MPPF302*630-9.8P7.5S	0.003	630	9.8	8.3	4.7	7.5	0.6
MPPF302*1000/1250-10P7.5S		1000/1250	10	8	4.4	7.5	0.6
MPPF332*630-9.8P7.5S	0.0033	630	9.8	8.5	4.8	7.5	0.6
MPPF332*1000/1250-10P7.5S		1000/1250	10	8.2	4.5	7.5	0.6
MPPF362*630-9.8P7.5S	0.0036	630	9.8	8	4.4	7.5	0.6
MPPF362*1000/1250-10P7.5S		1000/1250	10	8.3	4.7	7.5	0.6
MPPF392*630-9.8P7.5S	0.0039	630	9.8	8.2	4.5	7.5	0.6
MPPF392*1000/1250-10P7.5S		1000/1250	10	8.4	4.8	7.5	0.6
MPPF432*630-9.8P7.5S	0.0043	630	9.8	8.3	4.7	7.5	0.6
MPPF432*1000/1250-10P7.5S		1000/1250	10	8.2	4.5	7.5	0.6
MPPF472*630-9.8P7.5S	0.0047	630	9.8	8.5	4.9	7.5	0.6
MPPF472*1000/1250-10P7.5S		1000/1250	10	8.3	4.7	7.5	0.6
MPPF512*630-9.8P7.5S	0.0051	630	9.8	8.6	5	7.5	0.6
MPPF512*1000/1250-10P7.5S		1000/1250	10	8.5	4.8	7.5	0.6
MPPF562*630-9.8P7.5S	0.0056	630	9.8	8.8	5.2	7.5	0.6
MPPF562*1000/1250-10P7.5S		1000/1250	10	8.7	5	7.5	0.6
MPPF622*630-9.8P7.5S	0.0062	630	9.8	9	5.4	7.5	0.6
MPPF622*1000/1250-10P7.5S		1000/1250	10	8.7	5	7.5	0.6
MPPF682*630-12.3P10S	0.0068	630	12.3	8	4.4	10	0.6
MPPF682*1000/1250-12P10S		1000/1250	12	8.9	5.2	10	0.6
MPPF752*630-12.3P10S	0.0075	630	12.3	8.2	4.5	10	0.6
MPPF752*1000/1250-12P10S		1000/1250	12	9.1	5.4	10	0.6
MPPF822*630-12.3P10S	0.0082	630	12.3	8.3	4.7	10	0.6
MPPF822*1000/1250-12P10S		1000/1250	12	9.3	5.6	10	0.6
MPPF912*630-12.3P10S	0.0091	630	12.3	8.5	4.9	10	0.6

Metallized Polypropylene Film Capacitor (Dipped)

MPPF Series

PN	Cap. (μ F)	Rated Voltage	W (max.)	H (max.)	T (max.)	P \pm 1.0	d \pm 0.05
		(VDC)					
MPPF912*1000/1250-12P10S	0.0091	1000/1250	12	9.5	5.9	10	0.6
MPPF103*100/250-9.8P7.5S	0.010	100/250	9.8	7.7	4	7.5	0.6
MPPF103*400-9.8P7.5S		400	9.8	7.8	4.1	7.5	0.6
MPPF103*630-12.3P10S		630	12.3	7.8	4.1	10	0.6
MPPF113*100/250-9.8P7.5S	0.011	100/250	9.8	7.8	4.2	7.5	0.6
MPPF113*400-9.8P7.5S		400	9.8	7.9	4.2	7.5	0.6
MPPF113*630-12.3P10S		630	12.3	7.9	4.2	10	0.6
MPPF123*100/250-9.8P7.5S	0.012	100/250	9.8	7.9	4.3	7.5	0.6
MPPF123*400-9.8P7.5S		400	9.8	8	4.4	7.5	0.6
MPPF123*630-12.3P10S		630	12.3	8	4.4	10	0.6
MPPF133*100/250-9.8P7.5S	0.013	100/250	9.8	8	4.4	7.5	0.6
MPPF133*400-9.8P7.5S		400	9.8	8.1	4.5	7.5	0.6
MPPF133*630-12.3P10S		630	12.3	8.1	4.5	10	0.6
MPPF153*100/250-9.8P7.5S	0.015	100/250	9.8	7.8	4.2	7.5	0.6
MPPF153*400-9.8P7.5S		400	9.8	8.4	4.7	7.5	0.6
MPPF153*630-12.3P10S		630	12.3	8.3	4.7	10	0.6
MPPF163*100/250-9.8P7.5S	0.016	100/250	9.8	7.9	4.3	7.5	0.6
MPPF163*400-9.8P7.5S		400	9.8	8.5	4.8	7.5	0.6
MPPF163*630-12.3P10S		630	12.3	8.5	4.8	10	0.6
MPPF183*100/250-9.8P7.5S	0.018	100/250	9.8	8.1	4.4	7.5	0.6
MPPF183*400-9.8P7.5S		400	9.8	8.7	5	7.5	0.6
MPPF183*630-12.3P10S		630	12.3	8.6	4.9	10	0.6
MPPF203*100/250-9.8P7.5S	0.020	100/250	9.8	8.2	4.6	7.5	0.6
MPPF203*400-9.8P7.5S		400	9.8	8.9	5.3	7.5	0.6
MPPF203*630-12.3P10S		630	12.3	8.8	5.1	10	0.6
MPPF223*100/250-9.8P7.5S	0.022	100/250	9.8	8.4	4.8	7.5	0.6
MPPF223*400-9.8P7.5S		400	9.8	9.1	5.5	7.5	0.6
MPPF223*630-12.3P10S		630	12.3	8.9	5.3	10	0.6
MPPF243*100/250-9.8P7.5S	0.024	100/250	9.8	8.6	4.9	7.5	0.6
MPPF243*400-12.3P10S		400	12.3	8	4.3	10	0.6
MPPF243*630-12.3P10S		630	12.3	9.1	5.5	10	0.6
MPPF273*100/250-9.8P7.5S	0.027	100/250	9.8	7.6	4	7.5	0.6
MPPF273*400-12.3P10S		400	12.3	8.1	4.5	10	0.6
MPPF273*630-12.3P10S		630	12.3	9.4	5.7	10	0.6
MPPF303*100/250-9.8P7.5S	0.03	100/250	9.8	7.7	4.1	7.5	0.6
MPPF303*400-12.3P10S		400	12.3	8.3	4.7	10	0.6
MPPF303*630-12.3P10S		630	12.3	9.6	6	10	0.6
MPPF333*100/250-9.8P7.5S	0.033	100/250	9.8	7.9	4.2	7.5	0.6
MPPF333*400-12.3P10S		400	12.3	8.5	4.8	10	0.6

Metallized Polypropylene Film Capacitor (Dipped)

MPPF Series

PN	Cap. (μ F)	Rated Voltage	W (max.)	H (max.)	T (max.)	P \pm 1.0	d \pm 0.05
		(VDC)					
MPPF333*630-12.3P10S	0.033	630	12.3	9.9	6.2	10	0.6
MPPF363*100/250-9.8P7.5S	0.036	100/250	9.8	8	4.4	7.5	0.6
MPPF363*400-12.3P10S		400	12.3	8.6	5	10	0.6
MPPF363*630-12.3P10S		630	12.3	10.1	6.4	10	0.6
MPPF393*100/250-9.8P7.5S	0.039	100/250	9.8	8.1	4.5	7.5	0.6
MPPF393*400-12.3P10S		400	12.3	8.7	5	10	0.6
MPPF393*630-12.3P10S		630	12.3	10.3	6.7	10	0.6
MPPF433*100/250-9.8P7.5S	0.043	100/250	9.8	8.3	4.7	7.5	0.6
MPPF433*400-12.3P10S		400	12.3	8.8	5.2	10	0.6
MPPF433*630-17.5P15S		630	17.5	10.7	5.4	15	0.6
MPPF473*100/250-9.8P7.5S	0.047	100/250	9.8	8.5	4.8	7.5	0.6
MPPF473*400-12.3P10S		400	12.3	9	5.4	10	0.6
MPPF473*630-17.5P15S		630	17.5	10.8	5.6	15	0.6
MPPF513*100/250-12.3P10S	0.051	100/250	12.3	8	4.3	10	0.6
MPPF513*400-12.3P10S		400	12.3	9.2	5.6	10	0.6
MPPF513*630-17.5P15S		630	17.5	11	5.8	15	0.6
MPPF563*100/250-12.3P10S	0.056	100/250	12.3	8.1	4.5	10	0.6
MPPF563*400-12.3P10S		400	12.3	9.4	5.8	10	0.6
MPPF563*630-17.5P15S		630	17.5	11.2	6	15	0.6
MPPF623*100/250-12.3P10S	0.062	100/250	12.3	8.3	4.6	10	0.6
MPPF623*400-12.3P10S		400	12.3	8.9	5.2	10	0.6
MPPF623*630-17.5P15S		630	17.5	11.4	6.2	15	0.6
MPPF683*100/250-12.3P10S	0.068	100/250	12.3	8.5	4.8	10	0.6
MPPF683*400-12.3P10S		400	12.3	9.1	5.4	10	0.6
MPPF683*630-17.5P15S		630	17.5	11.7	6.5	15	0.6
MPPF753*100/250-12.3P10S	0.075	100/250	12.3	8.6	5	10	0.6
MPPF753*400-12.3P10S		400	12.3	9.3	5.7	10	0.6
MPPF753*630-17.5P15S		630	17.5	11.9	6.7	15	0.6
MPPF823*100/250-12.3P10S	0.082	100/250	12.3	8.8	5.2	10	0.6
MPPF823*400-12.3P10S		400	12.3	9.5	5.9	10	0.6
MPPF823*630-17.5P15S		630	17.5	12.2	7	15	0.6
MPPF913*100/250-12.3P10S	0.091	100/250	12.3	8.1	4.5	10	0.6
MPPF913*400-12.3P10S		400	12.3	9.8	6.1	10	0.6
MPPF913*630-17.5P15S		630	17.5	12.5	7.3	15	0.6
MPPF104*100/250-12.3P10S	0.10	100/250	12.3	8.3	4.7	10	0.6
MPPF104*400-12.3P10S		400	12.3	10	6.4	10	0.6
MPPF104*630-17.5P15S		630	17.5	12.8	7.6	15	0.8
MPPF114*100/250-12.3P10S	0.11	100/250	12.3	8.5	4.8	10	0.6
MPPF114*400-12.3P10S		400	12.3	10.3	6.6	10	0.6

Metallized Polypropylene Film Capacitor (Dipped)

MPPF Series

PN	Cap. (μ F)	Rated Voltage	W (max.)	H (max.)	T (max.)	P \pm 1.0	d \pm 0.05
		(VDC)					
MPPF114*630-17.5P15S	0.11	630	17.5	13.6	7.9	15	0.8
MPPF124*100/250-12.3P10S	0.12	100/250	12.3	8.6	5	10	0.6
MPPF124*400-17.5P15S		400	17.5	10.7	5.5	15	0.6
MPPF124*630-17.5P15S		630	17.5	13.9	8.2	15	0.8
MPPF134*100/250-12.3P10S	0.13	100/250	12.3	8.6	4.9	10	0.6
MPPF134*400-17.5P15S		400	17.5	10.9	5.7	15	0.6
MPPF134*630-17.5P15S		630	17.5	14.2	8.5	15	0.8
MPPF154*100/250-12.3P10S	0.15	100/250	12.3	8.9	5.2	10	0.6
MPPF154*400-17.5P15S		400	17.5	11.2	6	15	0.6
MPPF154*630-17.5P15S		630	17.5	14.7	9	15	0.8
MPPF164*100/250-12.3P10S	0.16	100/250	12.3	9	5.4	10	0.6
MPPF164*400-17.5P15S		400	17.5	11.3	6.1	15	0.6
MPPF164*630-17.5P15S		630	17.5	15	9.3	15	0.8
MPPF184*100/250-12.3P10S	0.18	100/250	12.3	9.3	5.6	10	0.6
MPPF184*400-17.5P15S		400	17.5	11.6	6.4	15	0.6
MPPF184*630-17.5P15S		630	17.5	15.5	9.8	15	0.8
MPPF204*100/250-12.3P10S	0.20	100/250	12.3	9.5	5.9	10	0.6
MPPF204*400-17.5P15S		400	17.5	11.9	6.7	15	0.6
MPPF204*630-17.5P15S		630	17.5	16	10.3	15	0.8
MPPF224*100/250-12.3P10S	0.22	100/250	12.3	9.8	6.1	10	0.6
MPPF224*400-17.5P15S		400	17.5	12.2	7	15	0.6
MPPF224*630-25.2P22.5S		630	25.2	15.2	7.9	22.5	0.8
MPPF244*100/250-12.3P10S	0.24	100/250	12.3	10	6.4	10	0.6
MPPF244*400-17.5P15S		400	17.5	12.5	7.3	15	0.6
MPPF244*630-25.2P22.5S		630	25.2	15.5	8.2	22.5	0.8
MPPF274*100/250-17.5P15S	0.27	100/250	17.5	10.5	5.3	15	0.6
MPPF274*400-17.5P15S		400	17.5	12.9	7.6	15	0.8
MPPF274*630-25.2P22.5S		630	25.2	15.9	9.2	22.5	0.8
MPPF304*100/250-17.5P15S	0.3	100/250	17.5	10.8	5.5	15	0.6
MPPF304*400-17.5P15S		400	17.5	13.7	8	15	0.8
MPPF304*630-25.2P22.5S		630	25.2	16.4	9.6	22.5	0.8
MPPF334*100/250-17.5P15S	0.33	100/250	17.5	11	5.8	15	0.6
MPPF334*400-17.5P15S		400	17.5	14.1	8.4	15	0.8
MPPF334*630-25.2P22.5S		630	25.2	16.8	10	22.5	0.8
MPPF364*100/250-17.5P15S	0.36	100/250	17.5	11.2	6	15	0.6
MPPF364*400-17.5P15S		400	17.5	14.4	8.7	15	0.8
MPPF364*630-25.2P22.5S		630	25.2	17.2	10.4	22.5	0.8
MPPF394*100/250-17.5P15S	0.39	100/250	17.5	11.4	6.2	15	0.6
MPPF394*400-17.5P15S		400	17.5	14.7	9	15	0.8

Metallized Polypropylene Film Capacitor (Dipped)

MPPF Series

PN	Cap. (μ F)	Rated Voltage	W (max.)	H (max.)	T (max.)	P \pm 1.0	d \pm 0.05
		(VDC)					
MPPF394*630-25.2P22.5S	0.39	630	25.2	17.6	10.8	22.5	0.8
MPPF434*100/250-17.5P15S	0.43	100/250	17.5	11.6	6.4	15	0.6
MPPF434*400-17.5P15S		400	17.5	15.1	9.4	15	0.8
MPPF434*630-25.2P22.5S		630	25.2	18.1	11.3	22.5	0.8
MPPF474*100/250-17.5P15S	0.47	100/250	17.5	11.9	6.6	15	0.6
MPPF474*400-17.5P15S		400	17.5	15.5	9.8	15	0.8
MPPF474*630-25.2P22.5S		630	25.2	18.6	11.8	22.5	0.8
MPPF514*100/250-17.5P15S	0.51	100/250	17.5	12.1	6.9	15	0.6
MPPF514*400-25.2P22.5S		400	25.2	14.8	7.6	22.5	0.8
MPPF514*630-25.2P22.5S		630	25.2	19	12.2	22.5	0.8
MPPF564*100/250-17.5P15S	0.56	100/250	17.5	12.4	7.2	15	0.6
MPPF564*400-25.2P22.5S		400	25.2	15.2	7.9	22.5	0.8
MPPF564*630-25.2P22.5S		630	25.2	19.6	12.8	22.5	0.8
MPPF624*100/250-17.5P15S	0.62	100/250	17.5	12.7	7.5	15	0.8
MPPF624*400-25.2P22.5S		400	25.2	15.6	8.3	22.5	0.8
MPPF684*100/250-17.5P15S	0.68	100/250	17.5	13.5	7.8	15	0.8
MPPF684*400-25.2P22.5S		400	25.2	15.9	9.1	22.5	0.8
MPPF754*100/250-17.5P15S	0.75	100/250	17.5	13.9	8.2	15	0.8
MPPF754*400-25.2P22.5S		400	25.2	16.3	9.6	22.5	0.8
MPPF824*100/250-17.5P15S	0.82	100/250	17.5	14.2	8.5	15	0.8
MPPF824*400-25.2P22.5S		400	25.2	16.7	10	22.5	0.8
MPPF914*100/250-17.5P15S	0.91	100/250	17.5	14.9	8.9	15	0.8
MPPF914*400-25.2P22.5S		400	25.2	17.2	10.5	22.5	0.8
MPPF105*100/250-17.5P15S	1.0	100/250	17.5	15	9.3	15	0.8
MPPF105*400-25.2P22.5S		400	25.2	17.7	10.9	22.5	0.8
MPPF115*100/250-17.5P15S	1.1	100/250	17.5	15.5	9.7	15	0.8
MPPF125*100/250-25.2P22.5S	1.2	100/250	25.2	14.8	7.5	22.5	0.8
MPPF135*100/250-25.2P22.5S	1.3	100/250	25.2	15.1	7.8	22.5	0.8
MPPF155*100/250-25.2P22.5S	1.5	100/250	25.2	15.6	8.3	22.5	0.8
MPPF165*100/250-25.2P22.5S	1.6	100/250	25.2	15.9	8.6	22.5	0.8
MPPF185*100/250-25.2P22.5S	1.8	100/250	25.2	16.4	9.1	22.5	0.8
MPPF205*100/250-25.2P22.5S	2.0	100/250	25.2	16.9	10.1	22.5	0.8
MPPF225*100/250-25.2P22.5S	2.2	100/250	25.2	18.3	9.9	22.5	0.8
MPPF245*100/250-25.2P22.5S	2.4	100/250	25.2	18.7	10.4	22.5	0.8
MPPF275*100/250-25.2P22.5S	2.7	100/250	25.2	19.3	10.9	22.5	0.8
MPPF305*100/250-25.2P22.5S	3.0	100/250	25.2	19.9	11.6	22.5	0.8
MPPF335*100/250-25.2P22.5S	3.3	100/250	25.2	20.5	12.1	22.5	0.8

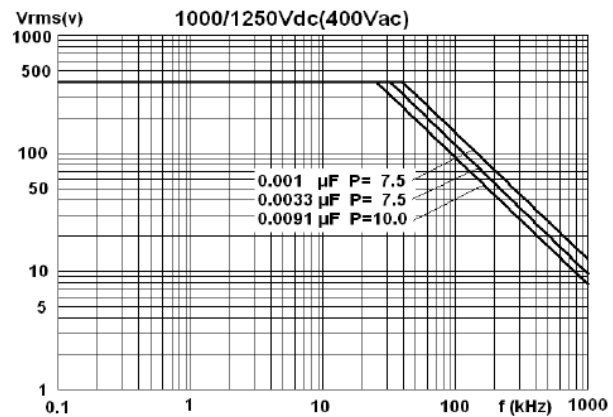
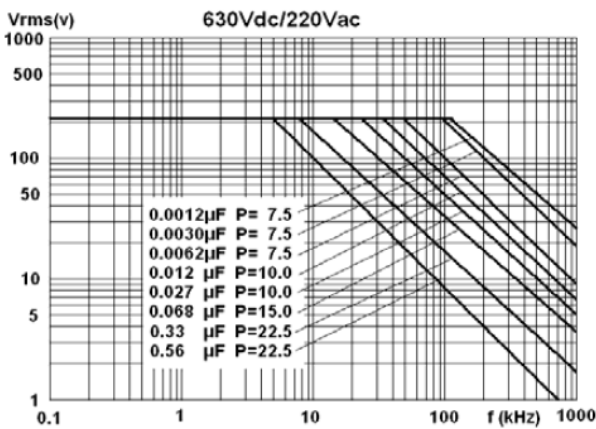
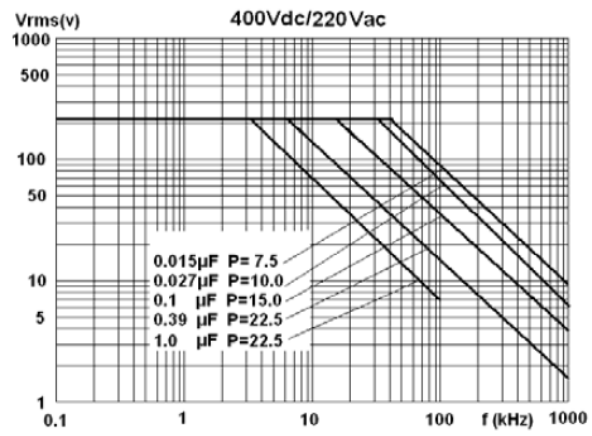
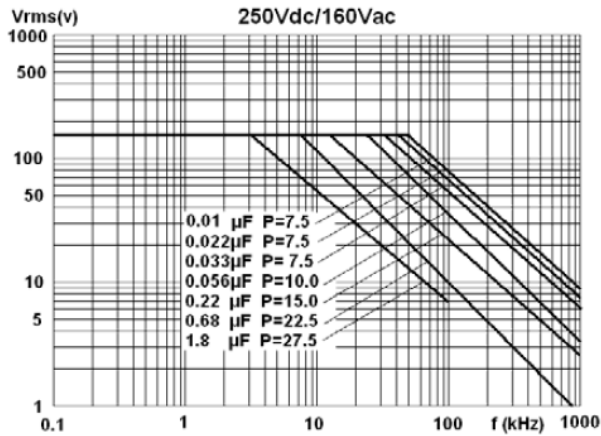
Note: *= capacitance tolerance code, M= \pm 20%, K= \pm 10%, J= \pm 5%.

630V is not suitable for across-the-line applications. Pls refer to Interference Suppression Capacitors.

Metallized Polypropylene Film Capacitor (Dipped)

MPPF Series

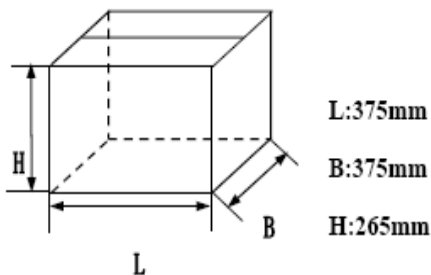
Max Voltage (Vr.m.s)/Frequency



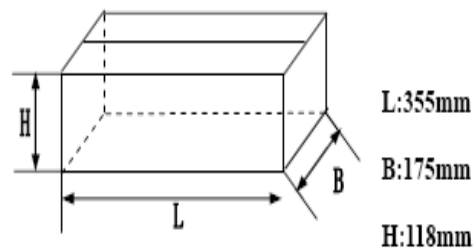
Note: sinusoidal wave-form, environment temperature $\leq 85^{\circ}\text{C}$, internal temperature rise $\Delta T = 10^{\circ}\text{C}$, p (pitch) in mm.

Packing Box Sizes (in mm)

1. Carton for bulk



2. Box for bulk



Metallized Polypropylene Film Capacitor (Dipped)

MPPF Series

Reliability Test Condition

No.	Item	Performance	Test Method (IEC60384-2)
1	Solderability	Good quality of tinning	Solder temperature: 245°C±5°C Immersion time: 2.0s±0.5s
2	Initial measurement	Capacitance tanδ: 1KHz, C>1.0μF 10KHz, C≤1.0μF	
	Terminal strength	There shall be no visible damage	Tension: 0.6≤φd≤0.8mm, 10N φd=1.0mm, 20N Bend: 0.6≤φ≤0.8mm, 5N φd=1.0mm, 10N The terminals shall be bent 2 times in each direction.
	Resistance to solder heat	There shall be no visible damage	Solder temperature: 260°C±5°C Immersion time: 10s±1s
	Final measurement	ΔC/C ≤±3% (relative to the initial value) Increase of tanδ: ≤0.004, (10KHz, C≤1.0μF) ≤0.004, (1KHz, C>1.0μF)	
3	Initial measurement	Capacitance tanδ: 1KHz, C>1.0μF 10KHz, C≤1.0μF	
	Rapid change of temperature	There shall be no evidence of deterioration.	-40°C to +85°C 5 cycles, duration: t=30min
	Vibration	There shall be no evidence of deterioration.	Amplitude 0.75mm or acceleration 98m/s ² (whichever is less severity), f: 10Hz to 500Hz in three directions, 2hrs per each direction, total 6hrs.
	Bump	There shall be no evidence of deterioration.	4000 times, Acceleration: 390m/s ² , Pulse duration: 6ms
	Final measurement	ΔC/C ≤±3% (relative to the initial value) Increase of tanδ: ≤0.004 (10KHz, C≤1.0μF) ≤0.004 (1KHz, C>1.0μF) IR: ≥ 50% of the rated value	

Metallized Polypropylene Film Capacitor (Dipped)

MPPF Series

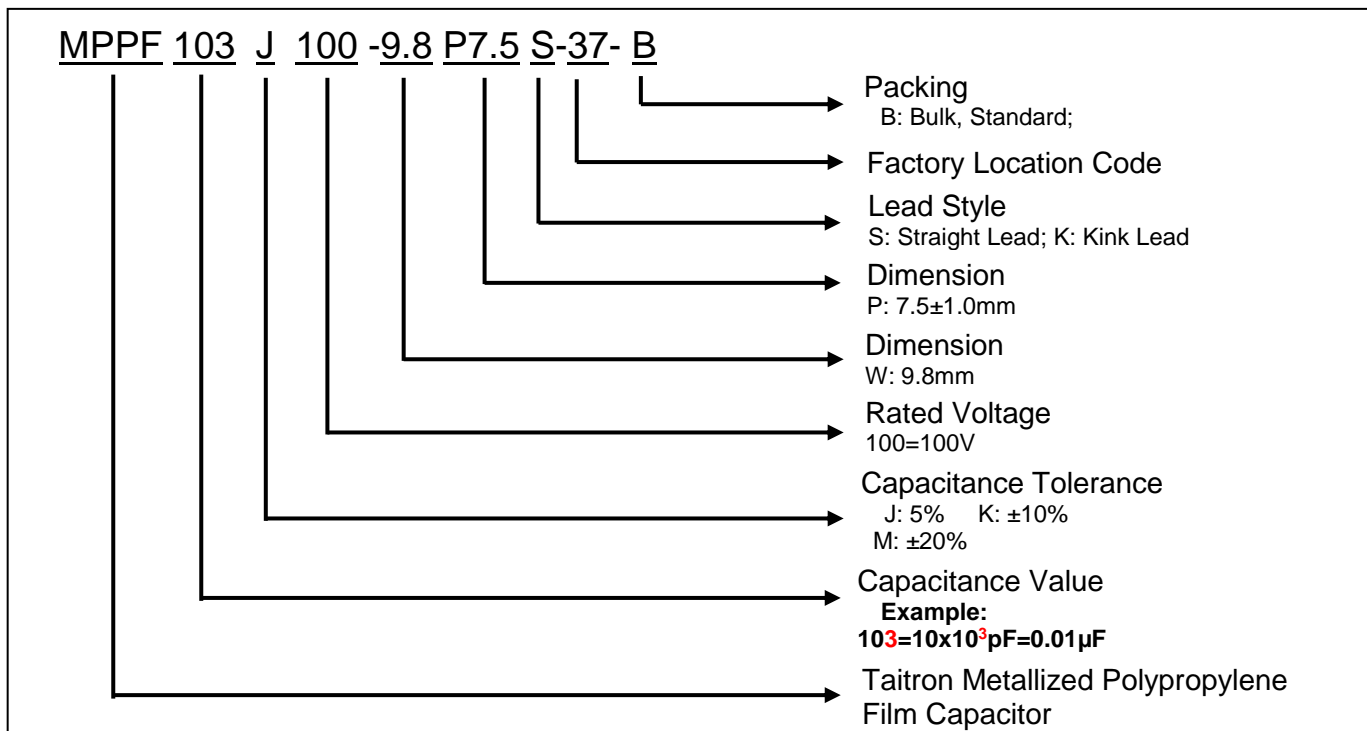
No.	Item	Performance	Test Method (IEC60384-2)
4	Initial measurement	Capacitance tan δ : 1KHz, C>1.0 μ F 10KHz, C \leq 1.0 μ F	
	Dry Heat		+85°C, 16hrs
	Damp Heat, Cyclic		Test Db, Severity: b, the first cycle
	Cold		-40°C, 2hrs
	Low air pressure	There shall be no permanent break down, flashover or other harmful deformation when applying U _R at the last 1 minute.	15°C ~ 35°C, 8.5kPa, 1hr,
	Damp, Heat, Cyclic, other		Test Db, Severity b, the other cycles, Applying U _R for 1 minute after the test finished.
	Final measurement	There shall be no evidence of deterioration and the marking shall be legible. $\Delta C/C \leq \pm 5\%$ (relative to the initial value) Increase of tan δ : ≤ 0.005 (10KHz, C \leq 1.0 μ F) ≤ 0.005 (1KHz, C>1.0 μ F) IR: $\geq 50\%$ of the rated value	
5	Damp Heat steady state	There shall be no evidence of deterioration and the marking shall be legible. $\Delta C/C \leq \pm 5\%$ (relative to the initial value) Increase of tan $\delta \leq 0.002$ IR: $\geq 50\%$ of the rated value	Temperature: 40°C \pm 2°C Voltage: 90~95%RH Duration: 21 days
6	Endurance	$\Delta C/C \leq \pm 5\%$ (relative to the initial value) Increase of tan δ : ≤ 0.004 (10KHz, C \leq 1.0 μ F) ≤ 0.004 (1KHz, C>1.0 μ F) IR: $\geq 50\%$ of the rated value	Temperature: +85°C Voltage: 1.25 \times U _R Duration: 1,000 hrs

Metallized Polypropylene Film Capacitor (Dipped)

MPPF Series

No.	Item	Performance	Test Method (IEC60384-2)
7	Temperature characteristic	Measuring capacitance at test point b, d, f: Characteristic at lower category temperature -40°C: $0 \leq (C_b - C_d) / C_d \leq +3\%$ Characteristic at upper category temperature +85°C: $-3.25\% \leq (C_f - C_d) / C_d \leq 0$	Static method: The capacitors should be kept at the following temperature in turn: a. (+20±2) °C b. (-40±2) °C d. (20±2) °C f. (+85±2) °C g. (+20±2) °C
8	Charging and Discharging	$\Delta C / C \leq \pm 5\%$ (relative to the initial value) Increase of $\tan \delta$: ≤ 0.005 (10KHz, $C \leq 1.0 \mu F$) ≤ 0.005 (1KHz, $C > 1.0 \mu F$) IR: $\geq 50\%$ of the rated value	Times: 10,000 Duration of charging: 0.5s Duration of discharging: 0.5s Charging voltage: rated voltage Charging resistance: $220 / C_R (\Omega)$ Discharging resistance: $R = 10 / C_R (\Omega)$ or 20Ω (whichever is greater) C_R : rated capacitance (μF)

How to Order



Metallized Polypropylene Film Capacitor (Dipped)

MPPF Series

How to contact us

USA HEADQUARTERS

28040 WEST HARRISON PARKWAY, VALENCIA, CA 91355-4162

Tel: (800)-TAITRON (800)-824-8766 (661)-257-6060

Fax: (800)-TAITFAX (800)-824-8329 (661)-257-6415

Email: taitron@taitroncomponents.com

Http://www.taitroncomponents.com

TAITRON COMPONENTS INCORPORATED TAIWAN BRANCH

6F., NO.190, SEC. 2, ZHONGXING RD., XINDIAN DIST., NEW TAIPEI CITY 23146, TAIWAN R.O.C.

Tel: 886-2-2913-6238

Fax: 886-2-2913-6239

TAITRON COMPONENT TECHNOLOG SHANGHAI CORPORATION

SUITE 1503, METROBANK PLAZA, 1160 WEST YAN'AN ROAD, SHANGHAI, 200052, CHINA

Tel: +86-21-5424-9942

Fax: +86-21-2302-5027