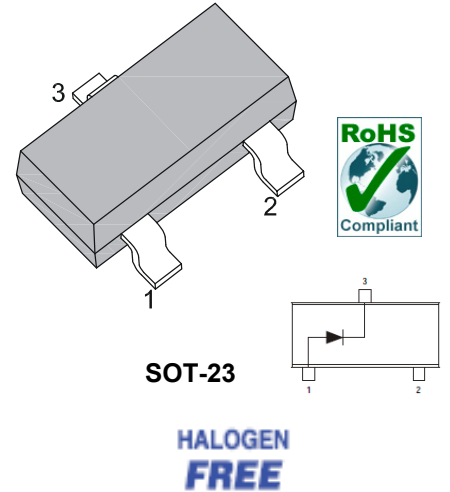


350mW Surface Mount Zener Diodes

Features

- Planar Die construction
- 350mW Power Dissipation
- Standard Zener Voltage Tolerance is $\pm 5\%$
- Ideally Suited for Automated Assembly Processes
- High temperature soldering guaranteed: 260 °C / 10 seconds in reflow soldering process
- RoHS compliant and Halogen free



Mechanical Data

Case:	SOT-23, Molded Plastic
Terminals:	Solderable per MIL-STD-202G, Method 208,
Weight:	0.008 grams

Maximum Ratings & Electrical Characteristics

(T_{Ambient}=25°C unless noted otherwise)

Symbol	Description	Value	Unit	Conditions
PD	Power Dissipation above 25° C	350	mW	On Alumina heat sink with 4mm lead length
VF	Forward Voltage	0.9	V	IF= 10mA
TJ	Max. Junction Temperature	150	° C	
TSTG	Storage Temperature Range	-55 to +150	° C	

350mW Surface Mount Zener Diodes

MMBZ5225B-MMBZ5267B

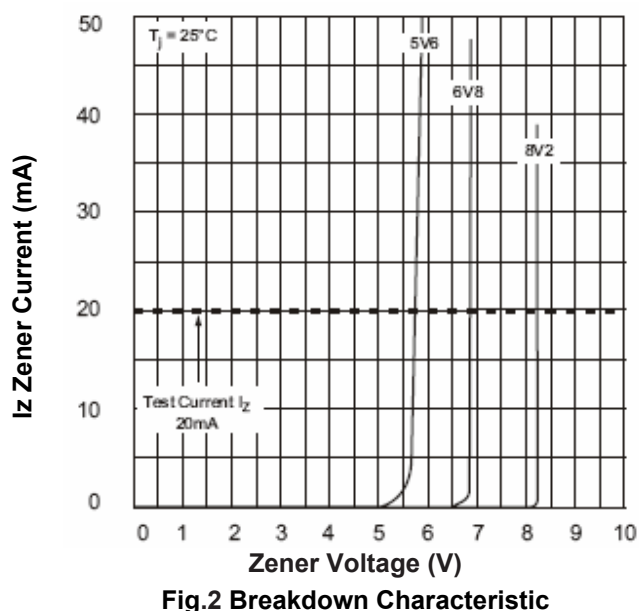
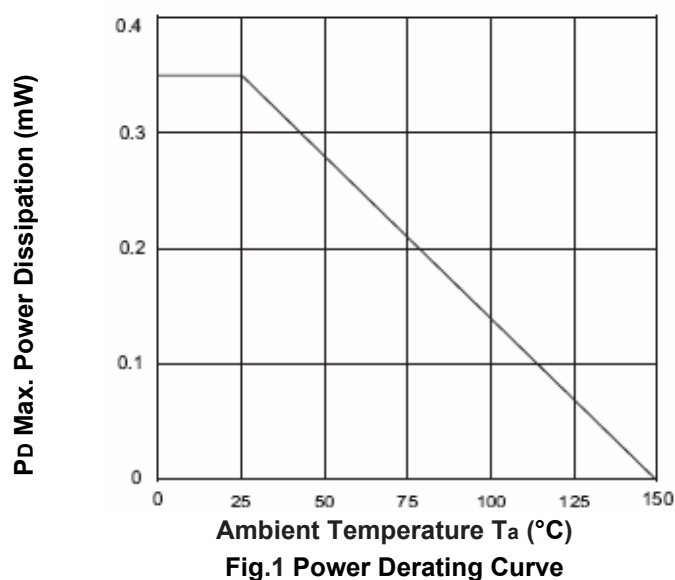
P/N	Marking Code	Normal Zener Voltage				Max. Zener impedance			Max. reverse leakage current	
		Vz @ IZT				ZZT @ IZT	Zzk @ Izk		ID @ VR	
		Nom. (V)	Min. (V)	Max. (V)	IZT (mA)	Ω	Ω	mA	μA	VR (V)
MMBZ5225B	18E	3.0	2.85	3.15	20.0	30.0	1600	0.25	50.0	1.0
MMBZ5226B	8A	3.3	3.14	3.47	20.0	28.0	1600	0.25	25.0	1.0
MMBZ5227B	8B	3.6	3.42	3.78	20.0	24.0	1700	0.25	15.0	1.0
MMBZ5228B	8C	3.9	3.71	4.10	20.0	23.0	1900	0.25	10.0	1.0
MMBZ5229B	8D	4.3	4.09	4.52	20.0	22.0	2000	0.25	5.0	1.0
MMBZ5230B	8E	4.7	4.47	4.94	20.0	19.0	1900	0.25	5.0	2.0
MMBZ5231B	8F	5.1	4.85	5.36	20.0	17.0	1600	0.25	5.0	2.0
MMBZ5232B	8G	5.6	5.32	5.88	20.0	11.0	1600	0.25	5.0	3.0
MMBZ5233B	8H	6.0	5.70	6.30	20.0	7.0	1600	0.25	5.0	3.5
MMBZ5234B	8J	6.2	5.89	6.51	20.0	7.0	1000	0.25	5.0	4.0
MMBZ5235B	8K	6.8	6.46	7.14	20.0	5.0	750	0.25	3.0	5.0
MMBZ5236B	8L	7.5	7.13	7.88	20.0	6.0	500	0.25	3.0	6.0
MMBZ5237B	8M	8.2	7.79	8.61	20.0	8.0	500	0.25	3.0	6.5
MMBZ5238B	8N	8.7	8.27	9.14	20.0	8.0	600	0.25	3.0	6.5
MMBZ5239B	8P	9.1	8.65	9.56	20.0	10.0	600	0.25	3.0	7.0
MMBZ5240B	8Q	10	9.50	10.50	20.0	17.0	600	0.25	3.0	8.0
MMBZ5241B	8R	11	10.45	11.55	20.0	22.0	600	0.25	2.0	8.4
MMBZ5242B	8S	12	11.40	12.60	20.0	30.0	600	0.25	1.0	9.1
MMBZ5243B	8T	13	12.35	13.65	9.5	13.0	600	0.25	0.5	9.9
MMBZ5244B	8U	14	13.30	14.70	9.0	15.0	600	0.25	0.1	10.0
MMBZ5245B	8V	15	14.25	15.75	8.5	16.0	600	0.25	0.1	11.0
MMBZ5246B	8W	16	15.20	16.80	7.8	17.0	600	0.25	0.1	12.0
MMBZ5247B	8X	17	16.15	17.85	7.4	19.0	600	0.25	0.1	13.0
MMBZ5248B	8Y	18	17.10	18.90	7.0	21.0	600	0.25	0.1	14.0
MMBZ5249B	8Z	19	18.05	19.95	6.6	23.0	600	0.25	0.1	14.0
MMBZ5250B	81A	20	19.00	21.00	6.2	25.0	600	0.25	0.1	15.0
MMBZ5251B	81B	22	20.90	23.10	5.6	29.0	600	0.25	0.1	17.0
MMBZ5252B	81C	24	22.80	25.20	5.2	33.0	600	0.25	0.1	18.0
MMBZ5253B	81D	25	23.75	26.25	5.0	35.0	600	0.25	0.1	19.0
MMBZ5254B	81E	27	25.65	28.35	4.6	41.0	600	0.25	0.1	21.0
MMBZ5255B	81F	28	26.60	29.40	4.5	44.0	600	0.25	0.1	21.0
MMBZ5256B	81G	30	28.50	31.50	4.2	49.0	600	0.25	0.1	23.0

350mW Surface Mount Zener Diodes

MMBZ5225B-MMBZ5267B

P/N	Marking Code	Normal Zener Voltage				Max. Zener impedance			Max. reverse leakage current	
		VZ @ IZT				ZZT @ IZT	Zzk @ Izk		ID @ VR	
		Nom. (V)	Min. (V)	Max. (V)	IZT (mA)	Ω	Ω	mA	μA	VR (V)
MMBZ5257B	81H	33	31.35	34.65	3.8	58.0	700	0.25	0.1	25.0
MMBZ5258B	81J	36	34.20	37.80	3.4	70.0	700	0.25	0.1	27.0
MMBZ5259B	81K	39	37.05	40.95	3.2	80.0	800	0.25	0.1	30.0
MMBZ5260B	81F	43	40.85	45.15	3.0	93.0	900	0.25	0.1	33.0
MMBZ5261B	81M	47	44.65	49.35	2.7	105.0	1000	0.25	0.1	36.0
MMBZ5262B	81N	51	48.45	53.55	2.5	125.0	1100	0.25	0.1	39.0
MMBZ5263B	81P	56	53.20	58.80	2.2	150.0	1300	0.25	0.1	43.0
MMBZ5264B	81Q	60	57.00	63.00	2.1	170.0	1400	0.25	0.1	46.0
MMBZ5265B	81R	62	58.90	65.10	2.0	185.0	1400	0.25	0.1	47.0
MMBZ5266B	81S	68	64.60	71.40	1.8	230.0	1600	0.25	0.1	52.0
MMBZ5267B	81T	75	71.25	78.75	1.7	270.0	1700	0.25	0.1	56.0

Characteristics Curves



350mW Surface Mount Zener Diodes

MMBZ5225B-MMBZ5267B

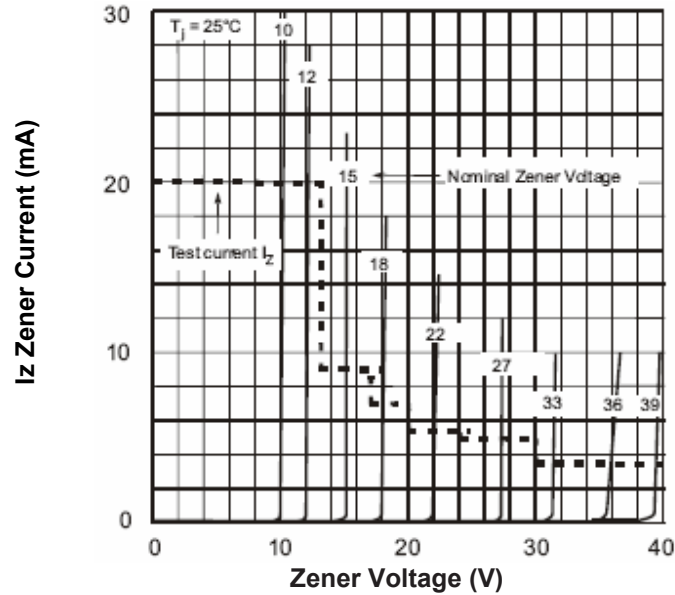
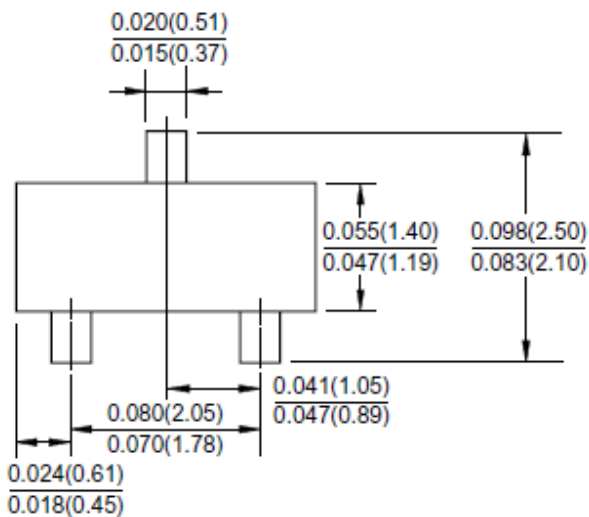
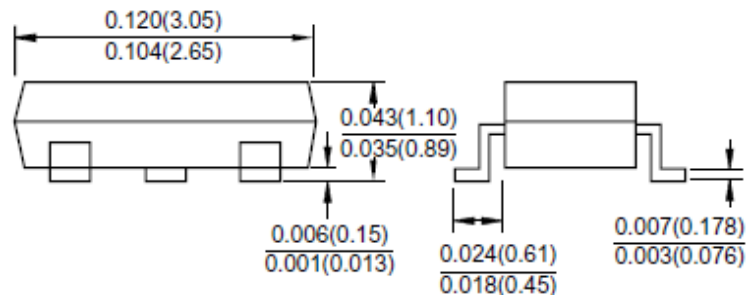


Fig.3 Breakdown Characteristic

Dimensions in inches (mm)



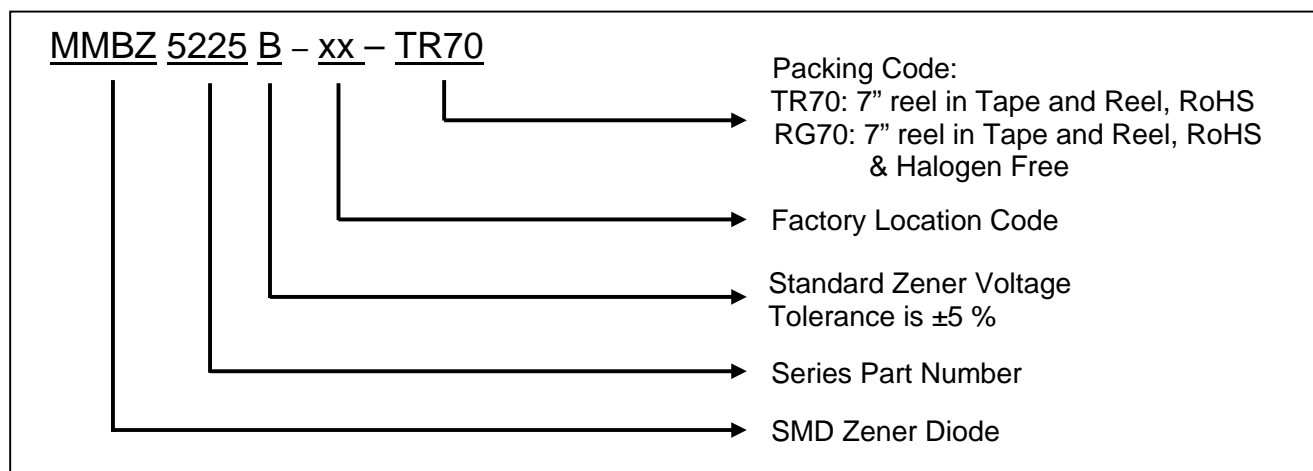
SOT-23



350mW Surface Mount Zener Diodes

MMBZ5225B-MMBZ5267B

Ordering Information



How to contact us:

US HEADQUARTERS

28040 WEST HARRISON PARKWAY, VALENCIA, CA 91355-4162

Tel: (800) TAITRON (800) 824-8766 (661) 257-6060

Fax: (800) TAITFAX (800) 824-8329 (661) 257-6415

Email: taitron@taitroncomponents.com

Http://www.taitroncomponents.com

TAITRON COMPONENTS MEXICO, S.A .DE C.V.

BOULEVARD CENTRAL 5000 INTERIOR 5 PARQUE INDUSTRIAL ATITALAQUIA, HIDALGO C.P.
42970 MEXICO

Tel: +52-55-5560-1519

Fax: +52-55-5560-2190

TAITRON COMPONETS INCORPORATED E REPRESENTAÇÕES DO BRASIL LTDA

RUA DOMINGOS DE MORAIS, 2777, 2.ANDAR, SALA 24 SAÚDE - SÃO PAULO-SP 04035-001
BRAZIL

Tel: +55-11-5574-7949

Fax: +55-11-5572-0052

TAITRON COMPONETS INCORPORATED, SHANGHAI REPRESENTATIVE OFFICE

METROBANK PLAZA, 1160 WEST YAN' AN ROAD, SUITE 1503, SHANGHAI, 200052, CHINA

Tel: +86-21-5424-9942

Fax: +86-21-5424-9931