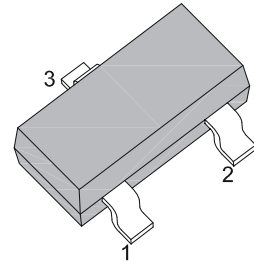


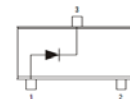
Three Terminals SMD Switching Diode

Features

- Fast switching speed
- Very fast reverse recovery time
- Low capacitance
- Surface mount package ideally suited for automatic insertion
- RoHS compliant



SOT-23



Mechanical Data

Case:	SOT-23, Plastic Case
Terminals:	Solderable per MIL-STD-202G, Method 208
Weight:	Approx. 0.008 gram

Maximum Ratings *(T_{Ambient}=25°C unless noted otherwise)*

Symbol	Description	MMBD914	Unit	Conditions
	Marking Code	5D / T1		
V_{RM}	Reverse Voltage	75	V	
V_{RRM}	Peak Reverse Voltage	100	V	
I_{F(AV)}	Forward Average Current	200	mA	
I_{FSM}	Peak Forward Surge Current	500	mA	
P_D	Power Dissipation	225	mW	Note
R_{thJA}	Thermal Resistance from Junction to Ambient	556	° C/W	
T_J	Junction Temperature	150	° C	
T_{STG}	Storage Temperature Range	-55 to +150	° C	

Note: FR-5 Board=1.0"x0.75"x0.062".

Three Terminals SMD Switching Diode

MMBD914

Electrical Characteristics ($T_{Ambient}=25^{\circ}C$ unless noted otherwise)

Symbol	Description	Min.	Max.	Unit	Conditions
V_F	Forward Voltage	---	1.0	V	I _F =10mA
V_{BR}	Reverse Breakdown Voltage	100	---	V	I _R =100μA
I_R	Reverse Current	---	0.025	μA	V _R =20V
		---	5.0		V _R =75V
T_{rr}	Reverse Recovery Time	---	4.0	nS	I _F =10mA, I _R =10mA, I _{rr} =1mA, R _L =100Ω
C_D	Diode Capacitance	--	4.0	pF	V _R =0V, f=1MHz

Typical Characteristics Curves

Fig.1- Typical Instantaneous Forward Characteristics

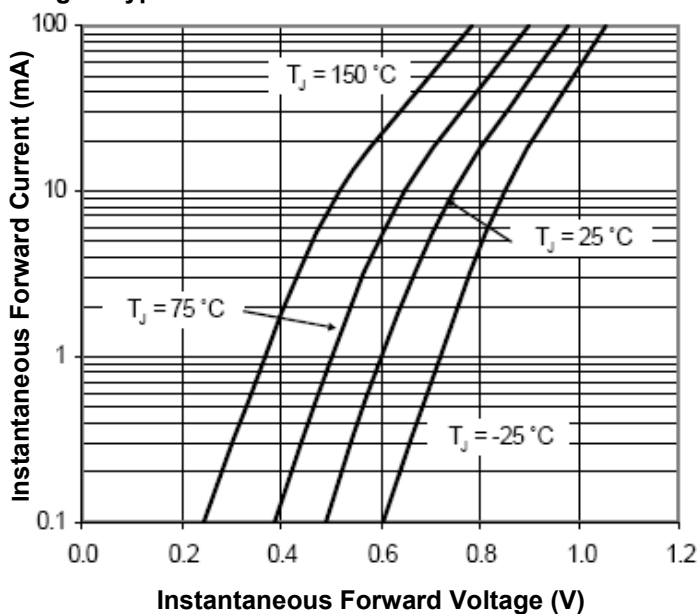
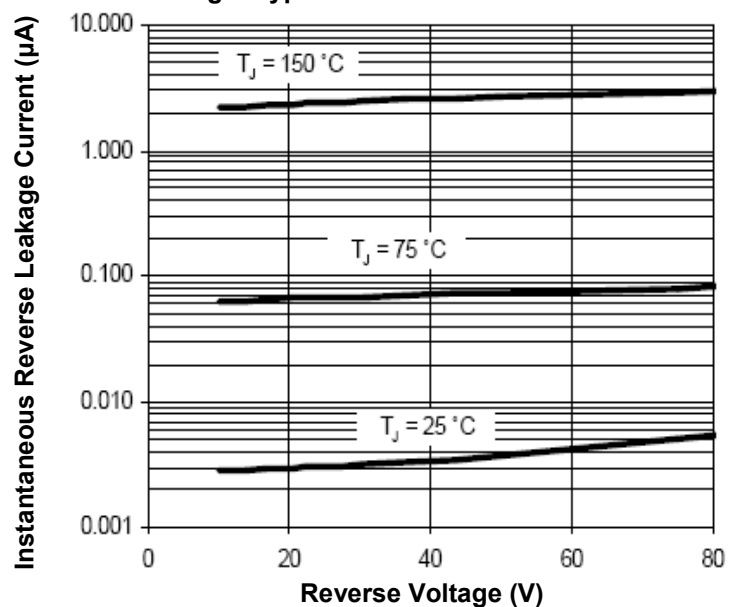


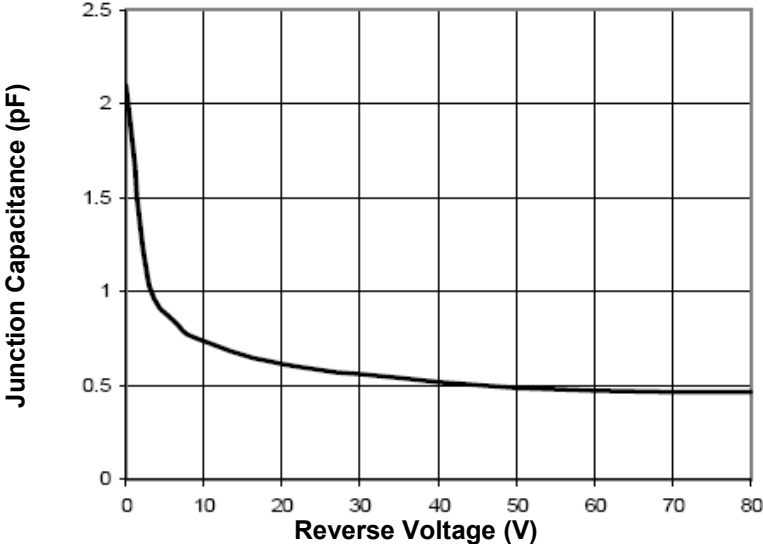
Fig.2-Typical Reverse Characteristics



Three Terminals SMD Switching Diode

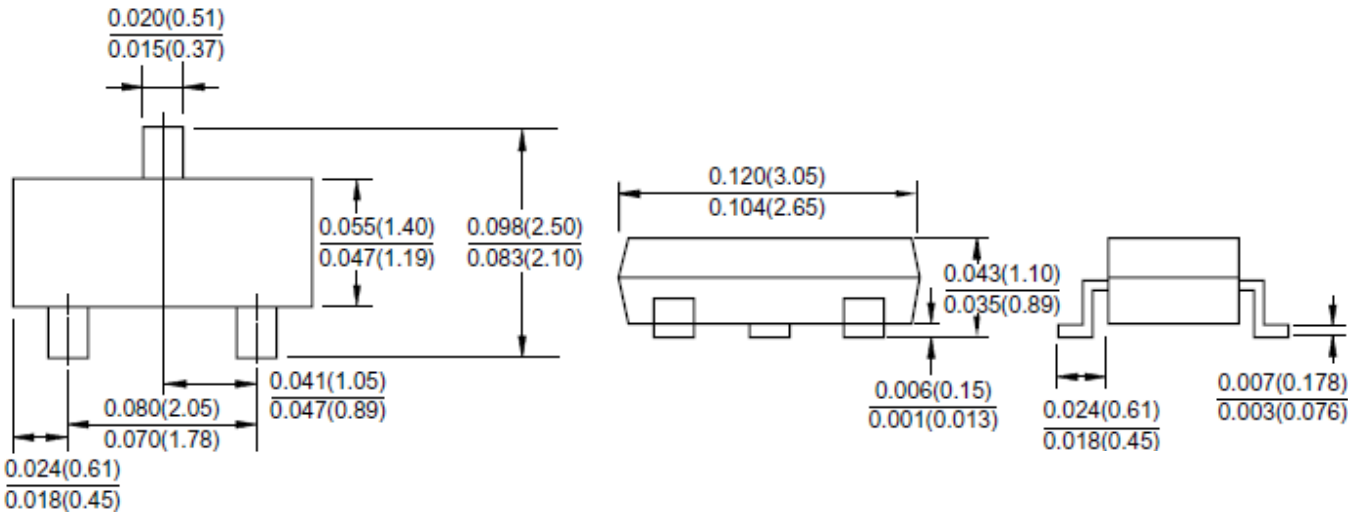
MMBD914

Fig.3- Typical Junction Capacitance



Dimensions in inch (mm)

SOT-23

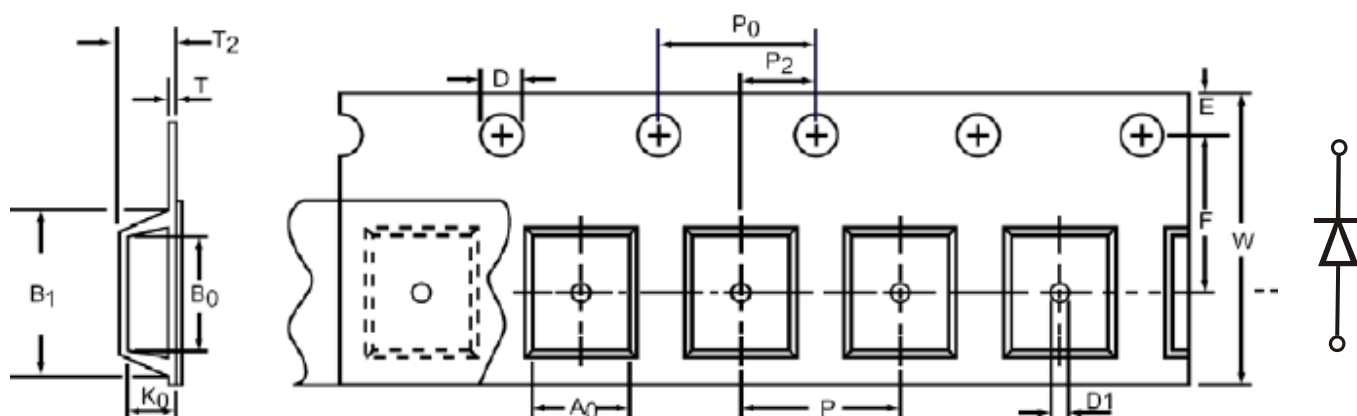


Three Terminals SMD Switching Diode

MMBD914

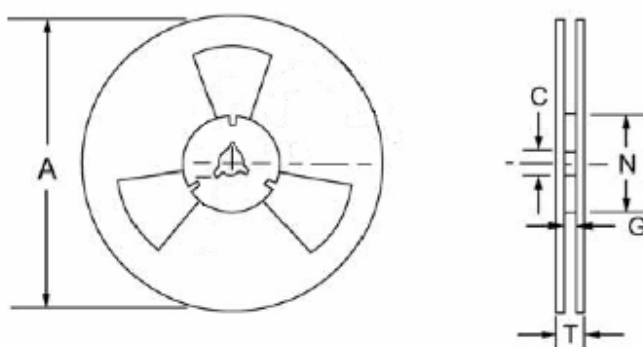
Packing Information:

Carrier Tape Dimensions (in mm)



Product Type	D	P0	P	W	E	A0	B0
		1.55±0.05	4.0±0.10	4.0±0.10	8.0+0.3/-0.1	1.75±0.10	3.15±0.10
SOT-23	B1	T	T2	D1	F	K0	P2
	4.0±0.10	0.20±0.05	1.4 max	1.0±0.05	3.5±0.05	1.0±0.10	2.0±0.05

Reel Dimensions (in mm)



A	C	G	N	T
178.0	13.0+0.5/-0.2	9.9 max.	54.5±0.5	14.4 max.
330.0	13.0+0.5/-0.2	9.9 max.	100.0±0.5	14.4 max.

Three Terminals SMD Switching Diode

MMBD914

Packing Quantity

Quantity	PCS per Reel	PCS per Inner Carton Box	PCS per Outer Carton Box
TR70 Tape & Reel	3,000	12,000	192,000
		51,000	408,000
TR30 Tape & Reel	10,000	10,000	300,000

Carton Size Information: (in inch)

Size	PCS per Reel	Inner Carton Box Size	Outer Carton Box Size
TR70 Tape & Reel	3,000	3"x7.5"x7.5"	17"x15"x13.5"
		9"x9"x9"	19"x19"x19"
TR30 Tape & Reel	10,000	13"x13"x0.5"	17"x15"x13.5"

How to contact us:

US HEADQUARTERS

28040 WEST HARRISON PARKWAY, VALENCIA, CA 91355-4162

Tel: (800) TAITRON (800) 824-8766 (661) 257-6060

Fax: (800) TAITFAX (800) 824-8329 (661) 257-6415

Email: taitron@taitroncomponents.com

Http://www.taitroncomponents.com

TAITRON COMPONENTS MEXICO, S.A .DE C.V.

BOULEVARD CENTRAL 5000 INTERIOR 5 PARQUE INDUSTRIAL ATITALAQUIA, HIDALGO C.P. 42970
MEXICO

Tel: +52-55-5560-1519

Fax: +52-55-5560-2190

TAITRON COMPONENTS INCORPORATED REPRESENTAÇÕES DO BRASIL LTDA

RUA DOMINGOS DE MORAIS, 2777, 2.ANDAR, SALA 24 SAÚDE - SÃO PAULO-SP 04035-001 BRAZIL

Tel: +55-11-5574-7949

Fax: +55-11-5572-0052

TAITRON COMPONENTS INCORPORATED, SHANGHAI REPRESENTATIVE OFFICE

METROBANK PLAZA, 1160 WEST YAN' AN ROAD, SUITE 1503, SHANGHAI, 200052, CHINA

Tel: +86-21-5424-9942

Fax: +86-21-5424-9931