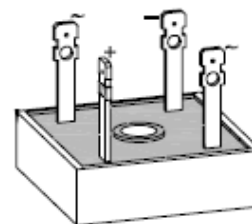


### 35A Single-Phase Glass Passivated Bridge Rectifier

#### Features

- Glass passivated chip junction
- Low Reverse Leakage Current
- Low Power Loss, High Efficiency
- Electrically Isolated Metal Case for Max. Heat Dissipation
- Case to Terminal Isolation Voltage 2500V
- This series is UL recognized under component index, File number E194718



**MB35  
(Metal Case)**



#### Mechanical Data

<b>Case:</b>	KBPC (MB35) Metal case with faston lugs
<b>Terminals:</b>	Plated faston lugs
<b>Polarity:</b>	As marked on case
<b>Mounting:</b>	Through hole with #10 screw
<b>Mounting Torque:</b>	23 cm-kG (20 in-lbs) Max.
<b>Weight:</b>	30 grams

#### Maximum Ratings And Electrical Characteristics ( $T_{amb}=25^{\circ}C$ )

Symbol	Description	MB35 05G	MB35 1G	MB35 2G	MB35 4G	MB35 6G	MB35 8G	MB35 10G	Unit	Conditions
<b>VRRM</b>	Max. Repetitive Peak Reverse Voltage	50	100	200	400	600	800	1000	V	
<b>VRMS</b>	Max. RMS Voltage	35	70	140	280	420	560	700	V	
<b>VDC</b>	Max. DC blocking voltage	50	100	200	400	600	800	1000	V	
<b>I<sub>o</sub></b>	Average Rectified Output Current	35							A	$T_A=60^{\circ}C$
<b>I<sub>FSM</sub></b>	Non-Repetitive Peak Forward Surge Current	300							A	8.3ms single half sine-wave superimposed on rated load (JEDEC method)

# 35A Single-Phase Glass Passivated Bridge Rectifier

## MB3505G – MB3510G

Symbol	Description	MB35 05G	MB35 1G	MB35 2G	MB35 4G	MB35 6G	MB35 8G	MB35 10G	Unit	Conditions
V <sub>FM</sub>	Forward Voltage per leg	1.1							V	I <sub>o</sub> =17.5A
I <sub>RM</sub>	Max. Reverse DC Current At Rated DC Blocking Voltage per leg	10							μA	T <sub>C</sub> = 25°C
		1000							μA	T <sub>C</sub> = 125°C
I <sup>2</sup> t	Rating for Fusing (t<8.3ms)	373							A <sup>2</sup> s	
C <sub>J</sub>	Typical junction capacitance per leg	300							pF	f=1MHz V <sub>R</sub> = 4V
R <sub>thJc</sub>	Typical Thermal Resistance per leg	2.1							°C / W	Note
V <sub>ISO</sub>	RMS Isolation Voltage from Case to Leads	2500							V	
T <sub>J</sub> ,T <sub>STG</sub>	Operating Junction and Storage Temperature Range	-65 to +150							°C	

**Note:** Thermal Resistance junction to case, mounted on heatsink.

### Typical Characteristics Curves

Fig.1- Forward Current Derating Curve

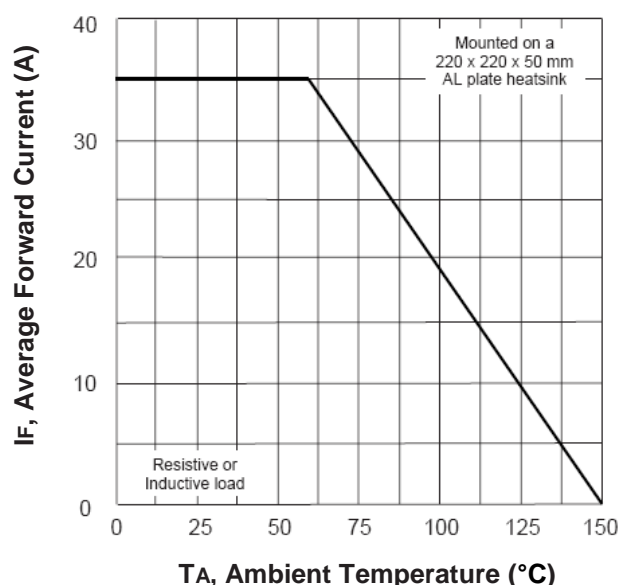
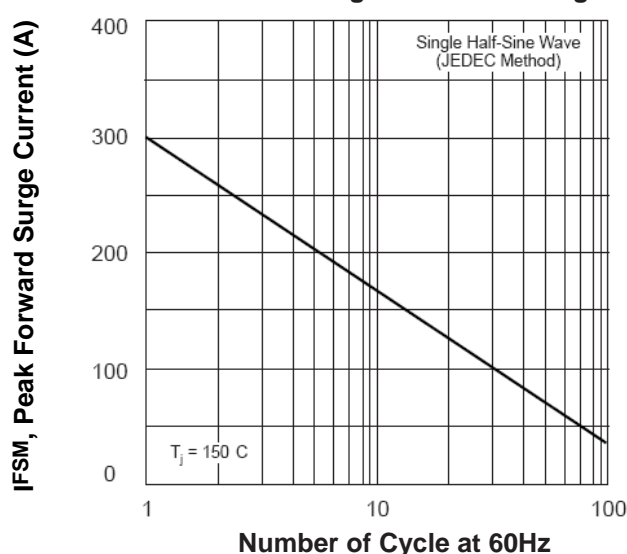


Fig.2-Max. Non-repetitive Peak Forward Surge Current Per Leg



# 35A Single-Phase Glass Passivated Bridge Rectifier

## MB3505G – MB3510G

Fig.3-Typical Instantaneous Forward Characteristic Per Leg

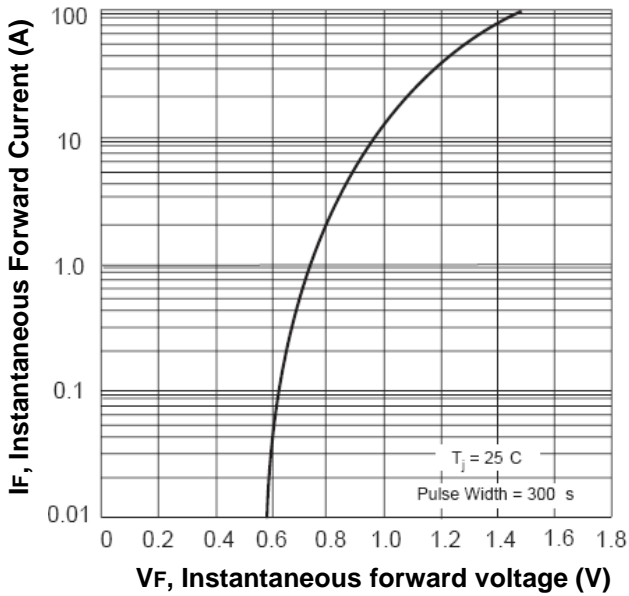


Fig.4-Typical Reverse Characteristics Per Leg

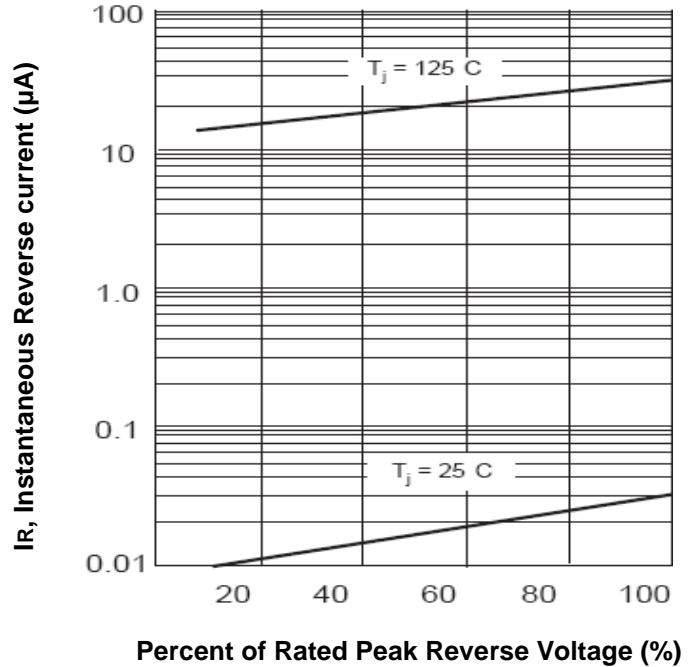
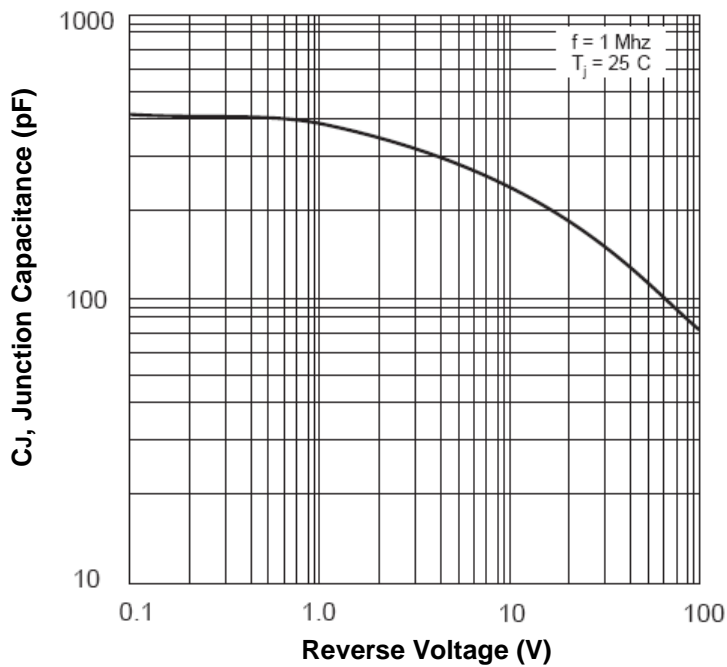


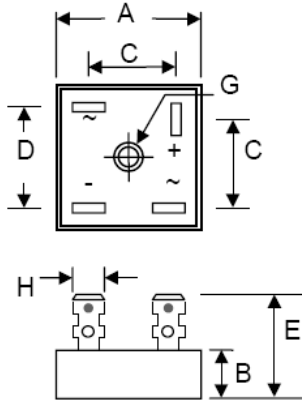
Fig.5-Typical Junction Capacitance Per Leg



# 35A Single-Phase Glass Passivated Bridge Rectifier

## MB3505G – MB3510G

### Dimensions in inch (mm)



Dim	KBPC		KBPC-W	
	Min	Max	Min	Max
A	27.94	28.96	27.94	28.96
B	10.97	11.23	10.97	11.23
C	15.50	17.60	17.10	19.10
D	17.50	18.50	10.90	11.90
E	22.86	25.40	30.50	—
G	Hole for #10 screw, 5.08Ø Nominal			
H	6.35 Typical		0.97Ø	1.07Ø
All Dimension in mm				

### KBPC (MB35)

### How to contact us

#### USA HEADQUARTERS

28040 WEST HARRISON PARKWAY, VALENCIA, CA 91355-4162

Tel: (800)-TAITRON (800)-824-8766 (661)-257-6060

Fax: (800)-TAITFAX (800)-824-8329 (661)-257-6415

Email: [taitron@taitroncomponents.com](mailto:taitron@taitroncomponents.com)

Http://[www.taitroncomponents.com](http://www.taitroncomponents.com)

#### TAITRON COMPONENTS INCORPORATED TAIWAN BRANCH

6F., NO.190, SEC. 2, ZHONGXING RD., XINDIAN DIST., NEW TAIPEI CITY 23146, TAIWAN R.O.C.

Tel: 886-2-2913-6238

Fax: 886-2-2913-6239

#### TAITRON COMPONENT TECHNOLOG SHANGHAI CORPORATION

SUITE 1503, METROBANK PLAZA, 1160 WEST YAN'AN ROAD, SHANGHAI, 200052, CHINA

Tel: +86-21-5424-9942

Fax: +86-21-2302-5027