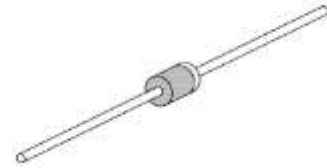


0.25A Sintered Glass Passivated High Voltage Rectifier (SGP®)

Features

- Sintered glass passivated (SGP®) rectifier chip
- Capable of meeting environmental standards of MIL-S-19500
- High temperature soldering guaranteed: 350°C/10 seconds / .0375" (9.5mm) lead length, 5lbs (2.3kg) tension
- RoHS Compliance



**DO-41
(DO-204AL)**



Mechanical Data

Case:	JEDEC DO-204AL(DO-41) molded plastic body
Epoxy:	Plastic package has UL flammability classification 94V-0
Terminals:	Plated axial leads, solderable per MIL-STD-750, Method 2026
Polarity:	Color band denotes cathode end
Weight:	0.012 ounces, 0.3 gram

Maximum Ratings and Electrical Characteristics ($T_A=25^\circ\text{C}$ unless noted otherwise)

Symbol	Description	GP 02-25	GP 02-30	GP 02-35	GP 02-40	Unit	Conditions
VRRM	Maximum Repetitive Peak Reverse Voltage	2500	3000	3500	4000	V	
VRMS	Maximum RMS Voltage	1750	2100	2450	2800	V	
VDC	Maximum DC Blocking Voltage	2500	3000	3500	4000	V	
IF(AV)	Maximum Average Forward Rectified Current	0.25				A	0.375" (9.5mm) lead length (Fig.1)
IFSM	Peak Forward Surge Current	15				A	8.3ms single half sine-wave superimposed on rated load (JEDEC Method)

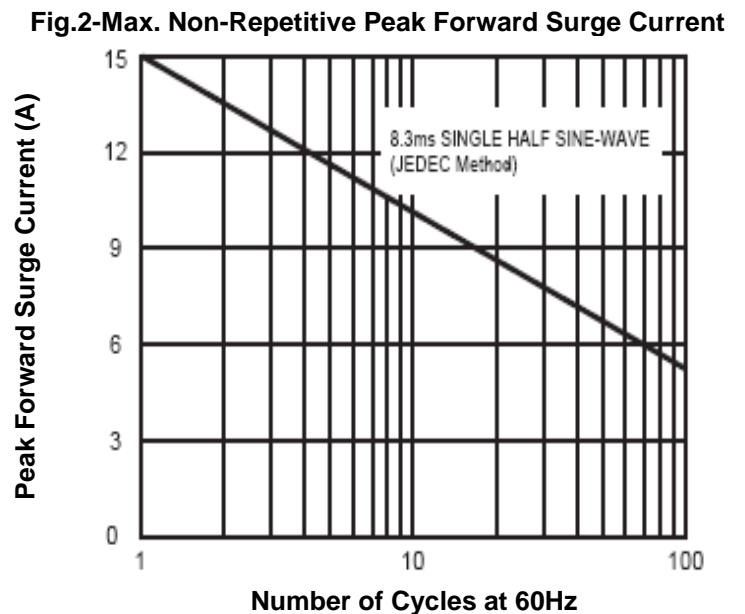
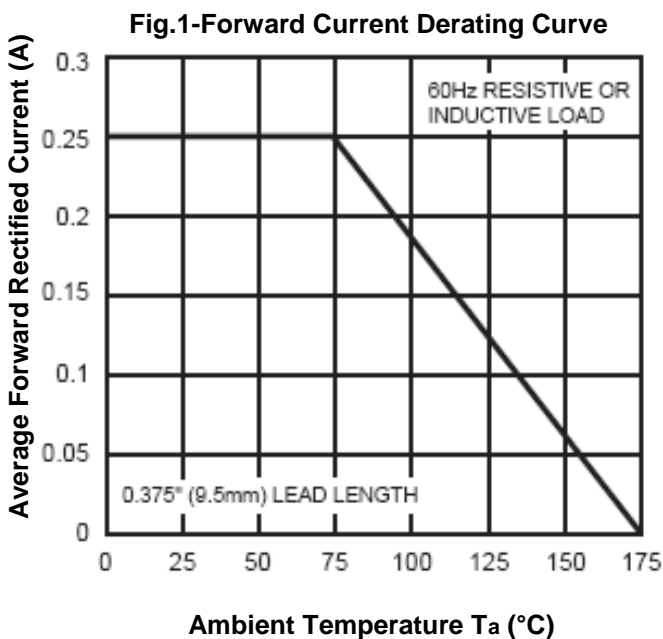
0.25A Sintered Glass Passivated High Voltage Rectifier (SGP[®])

GP02-25 - GP02-40

Symbol	Description	GP 02-25	GP 02-30	GP 02-35	GP 02-40	Unit	Conditions
V_F	Maximum Instantaneous Forward Voltage	3.0				V	I _F =1.0A
I_R	Maximum DC Reverse Current at Rated DC Blocking Voltage	5.0				μA	T _A =25° C
		50					T _A =100° C
T_{rr}	Typical Reverse Recovery Time	2.0				μS	I _F =0.5A, I _R =1.0A, I _{rr} =0.25A
C_J	Typical Junction Capacitance	3.0				pF	V _R =4V, f=1MHz
R_{thJA}	Typical Thermal Resistance	130				°C / W	Note
T_J, T_{STG}	Operating Junction and Storage Temperature Range	-65 to +175				°C	

Note: Thermal resistance from junction to ambient at 0.375" (9.5mm) lead lengths, P.C.B mounted.

Typical Characteristics Curves



0.25A Sintered Glass Passivated High Voltage Rectifier (SGP[®])

GP02-25 - GP02-40

Fig.3- Typical Instantaneous Forward Characteristics

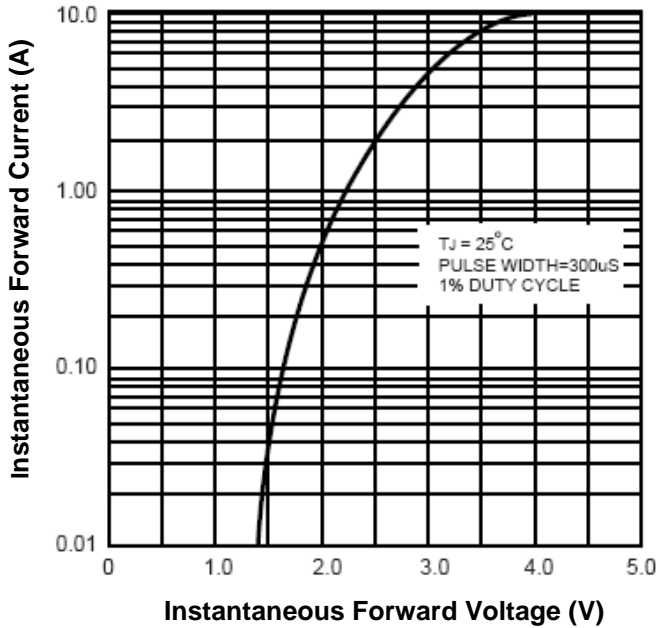


Fig.4-Typical Reverse Characteristics

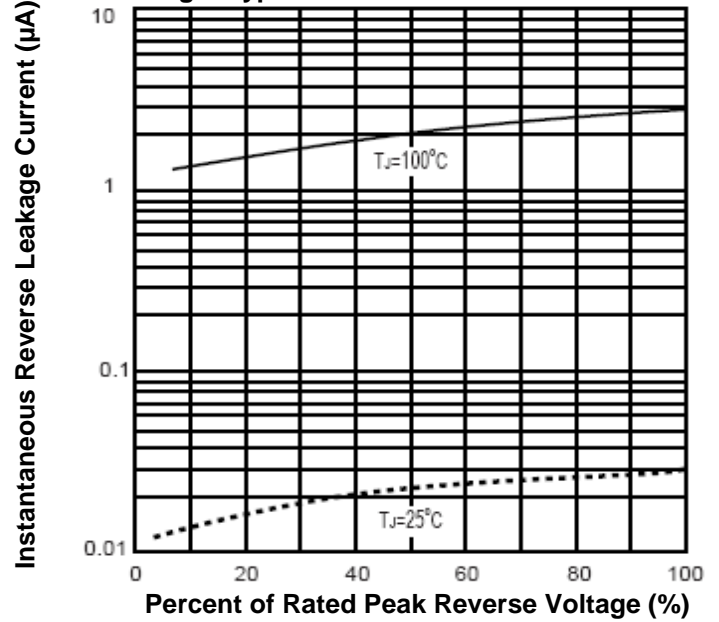
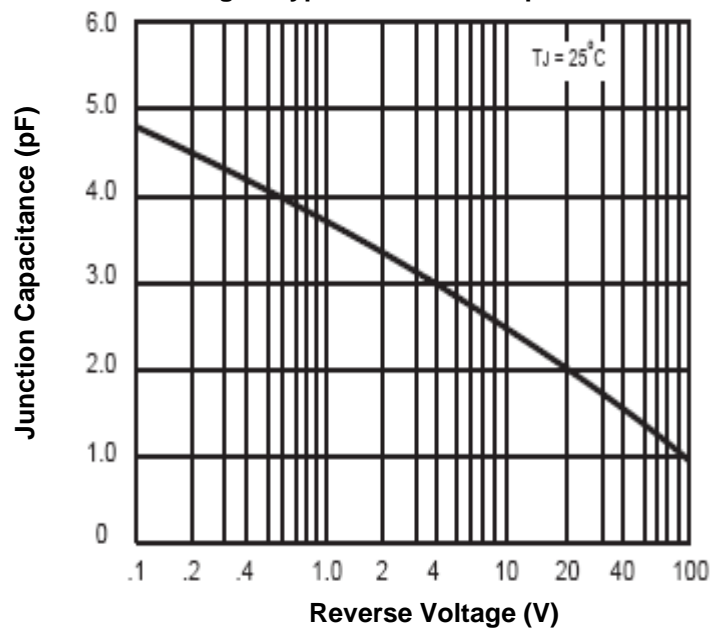


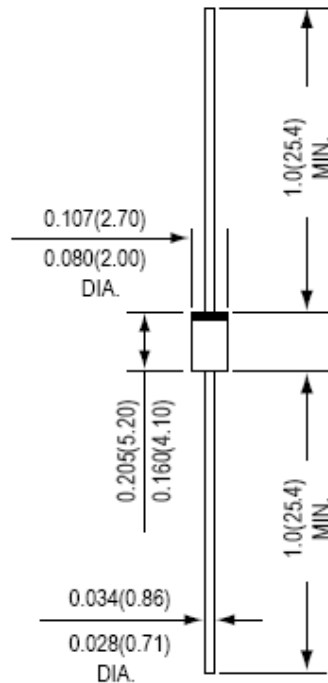
Fig.5- Typical Junction Capacitance



0.25A Sintered Glass Passivated High Voltage Rectifier (SGP[®])

GP02-25 - GP02-40

Dimensions in inch (mm)



**DO-41
(DO-204AL)**

How to contact us

USA HEADQUARTERS

28040 WEST HARRISON PARKWAY, VALENCIA, CA 91355-4162

Tel: (800)-TAITRON (800)-824-8766 (661)-257-6060

Fax: (800)-TAITFAX (800)-824-8329 (661)-257-6415

Email: taitron@taitroncomponents.com

Http://www.taitroncomponents.com

TAITRON COMPONENTS INCORPORATED TAIWAN BRANCH

6F., NO.190, SEC. 2, ZHONGXING RD., XINDIAN DIST., NEW TAIPEI CITY 23146, TAIWAN R.O.C.

Tel: 886-2-2913-6238

Fax: 886-2-2913-6239

TAITRON COMPONENT TECHNOLOG SHANGHAI CORPORATION

SUITE 1503, METROBANK PLAZA, 1160 WEST YAN'AN ROAD, SHANGHAI, 200052, CHINA

Tel: +86-21-5424-9942

Fax: +86-21-2302-5027