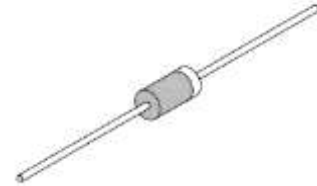


0.2A High Voltage Fast Recovery Rectifiers

Features

- Fast recovery times
- Low cost
- Designed for photo flash application
- Beveled round chip, avalanche operation
- RoHS compliance



DO-15



Mechanical Data

Case:	JEDEC DO-15 molded plastic body
Epoxy:	Plastic package has UL flammability classification 94V-0
Terminals:	Plated axial leads, solderable per MIL-STD-202, Method 208
Polarity:	Color band denotes cathode end
Weight:	0.015 ounces, 0.4 gram

Maximum Ratings and Electrical Characteristics ($T_A=25^\circ\text{C}$ unless noted otherwise)

Symbol	Description	GF235	GF240	GF250	GF260	Unit	Conditions
	Marking Code	GF235	GF240	GF250	GF260		
V_{RRM}	Maximum Recurrent Peak Reverse Voltage	3500	4000	5000	6000	V	
V_{RMS}	Maximum RMS Voltage	2450	2800	3500	4200	V	
V_{DC}	Maximum DC Blocking Voltage	3500	4000	5000	6000	V	
I_{F(AV)}	Maximum Average Forward Rectified Current	0.2				A	L=10mm, T _A =55° C
I_{FSM}	Peak Forward Surge Current	25		20		A	8.3ms single half sine-wave superimposed on rated load (JEDEC Method)
V_F	Maximum Instantaneous Forward Voltage	8.0				V	I _F =0.2A
I_R	Maximum DC Reverse Current at Rated DC Blocking Voltage	5.0				μA	T _A =25° C
T_{rr}	Maximum Reverse Recovery Time	500				nS	I _F =0.5A, I _R =1A, I _{rr} =0.25A

0.2A High Voltage Fast Recovery Rectifiers

GF235 - GF260

Symbol	Description	GF235	GF240	GF250	GF260	Unit	Conditions
C_J	Typical Junction Capacitance	6.0		4.0		pF	V _R =4V, f=1MHz
T_J	Operating Temperature range	-65 to +125				°C	
T_{STG}	Storage Temperature Range	-65 to +150				°C	

Typical Characteristics Curves

Fig.1-Max. Forward Current Rating Effect of Copper Area. Resistive/Inductive Load

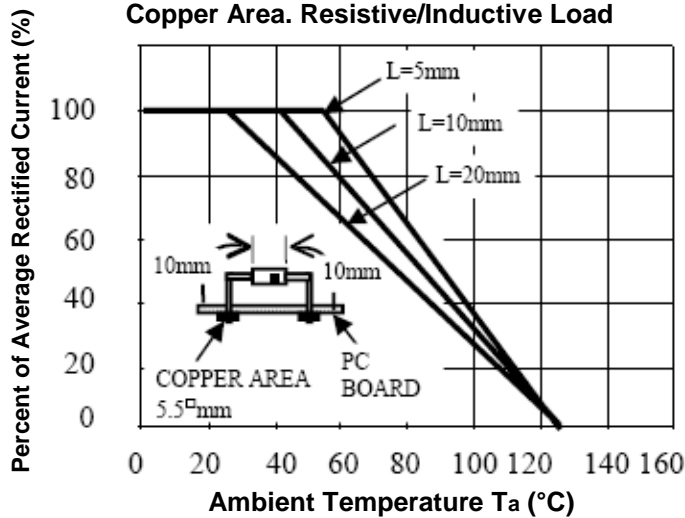


Fig.2-Max. Non-Repetitive Forward Surge Current

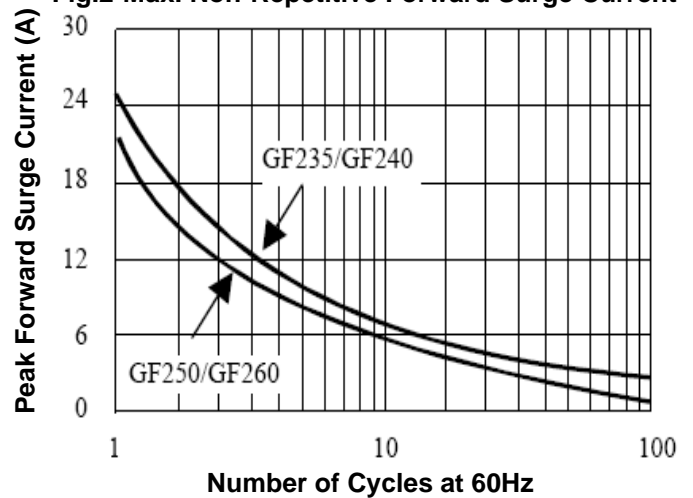


Fig.3- Typical Forward Characteristics

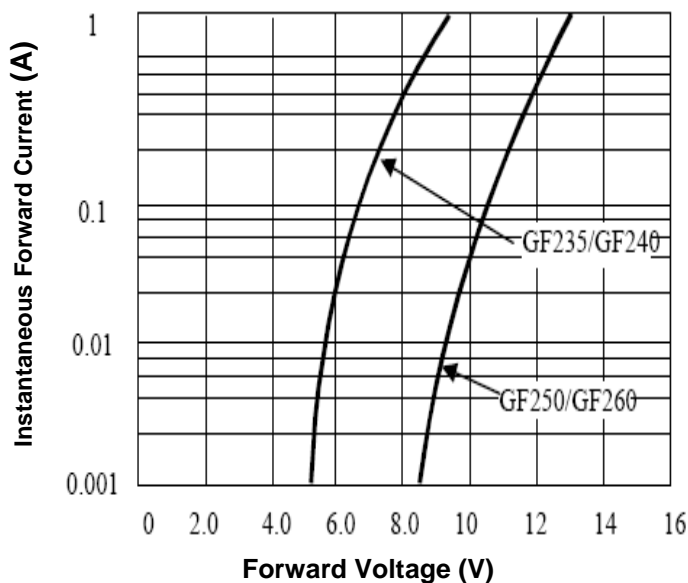
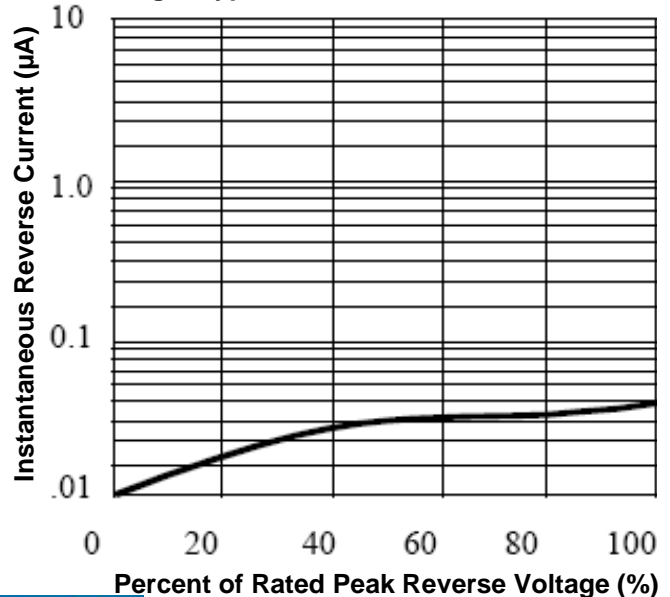


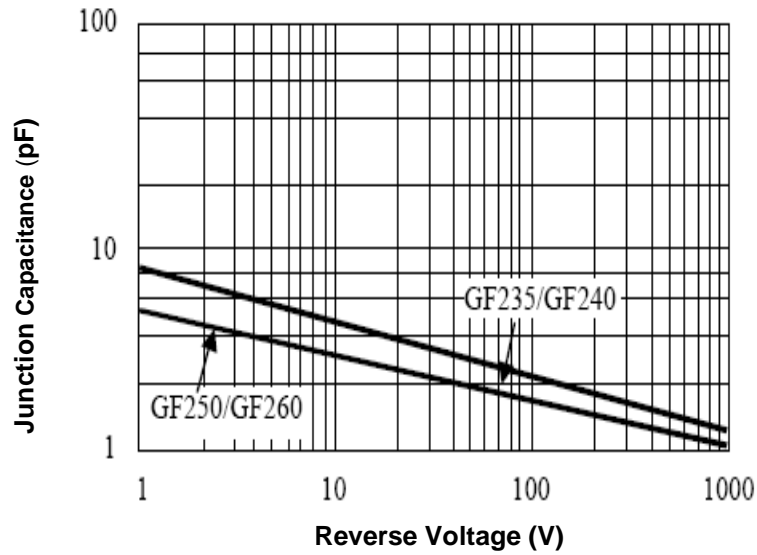
Fig.4-Typical Reverse Characteristics



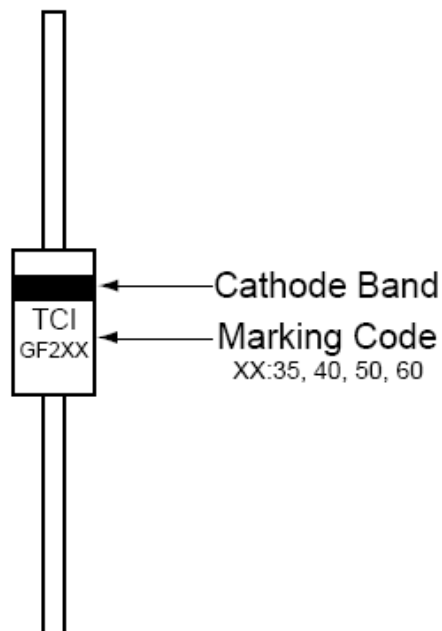
0.2A High Voltage Fast Recovery Rectifiers

GF235 - GF260

Fig.5- Typical Junction Capacitance



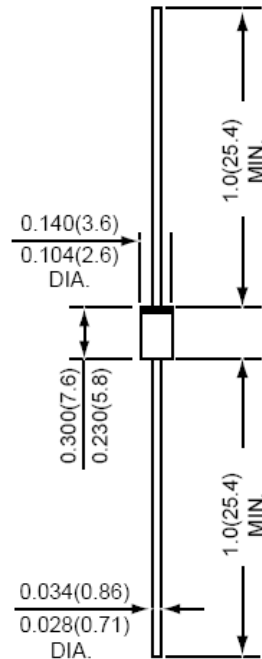
Marking Information:



0.2A High Voltage Fast Recovery Rectifiers

GF235 - GF260

Dimensions in inches (mm)



DO-15

How to contact us

USA HEADQUARTERS

28040 WEST HARRISON PARKWAY, VALENCIA, CA 91355-4162

Tel: (800)-TAITRON (800)-824-8766 (661)-257-6060

Fax: (800)-TAITFAX (800)-824-8329 (661)-257-6415

Email: taitron@taitroncomponents.com

Http://www.taitroncomponents.com

TAITRON COMPONENTS INCORPORATED TAIWAN BRANCH

6F., NO.190, SEC. 2, ZHONGXING RD., XINDIAN DIST., NEW TAIPEI CITY 23146, TAIWAN R.O.C.

Tel: 886-2-2913-6238

Fax: 886-2-2913-6239

TAITRON COMPONENT TECHNOLOG SHANGHAI CORPORATION

SUITE 1503, METROBANK PLAZA, 1160 WEST YAN'AN ROAD, SHANGHAI, 200052, CHINA

Tel: +86-21-5424-9942

Fax: +86-21-2302-5027