

4A Low V_F Sintered Glass Passivated Bridge Rectifier (SGP[®])

Features

- Sintered glass passivated (SGP[®]) rectifier chip
- Low Forward Voltage Drop
- Superior Thermal Conductivity
- High Reliability
- High Current Capability
- Ideal for Printed Circuit Boards
- This series is UL recognized under component index, File number E194718
- RoHS compliant



GBU



Mechanical Data

Case:	GBU, Molded plastic body
Terminals:	Leads solderable per MIL-STD-750, Method 2026
Polarity:	Polarity symbols marked on case
Mounting Torque:	5 in. – lbs. max.
Weight:	0.14 ounce, 4.0 gram

Maximum Ratings ($T_{Ambient}=25^{\circ}C$ unless noted otherwise)

Symbols	Parameter	GBU4DL	GBU4GL	GBU4JL	Unit	Conditions
V_{RRM}	Maximum Repetitive Peak Reverse Voltage	200	400	600	V	
I_{F(AV)}	Maximum Average Forward Rectified Output Current at $T_A = 50^{\circ}C$	4			A	
I_{FSM}	Non-Repetitive Peak Forward Surge Current	160			A	8.3ms Single half Sine-wave
T_J, T_{STG}	Operating and Storage Temperature Range	-55 to 175			$^{\circ}C$	

4A Low V_F Sintered Glass Passivated Bridge Rectifier (SGP[®])

GBU4DL - GBU4JL

Electrical Characteristics ($T_{Ambient}=25^{\circ}C$ unless noted otherwise)

Symbol	Description	Typ.	Max.	Unit	Conditions
V_F	Instantaneous Forward Voltage per leg	0.87	0.89	V	$I_F=2A$
I_R	Maximum DC Reverse Current at Rated DC Blocking Voltage per leg	-	5	μA	$V_R=Max. V_{RRM}, T_a=25^{\circ}C$
I^2t	Rating for Fusing	-	106	A^2sec	$t<8.3ms$
C_j	Junction Capacitance per leg	45	-	pF	$V_R=4V, f=1.0MHz$
$R_{th(JA)}$	Junction to Ambient Thermal Resistance per leg	16	-	$^{\circ}C/W$	Without Heat Sink
$R_{th(JC)}$	Junction to Lead Thermal Resistance per leg	3	-	$^{\circ}C/W$	With Heat Sink

Rating and Characteristic Curves

Fig.1-Forward Current Derating Curve

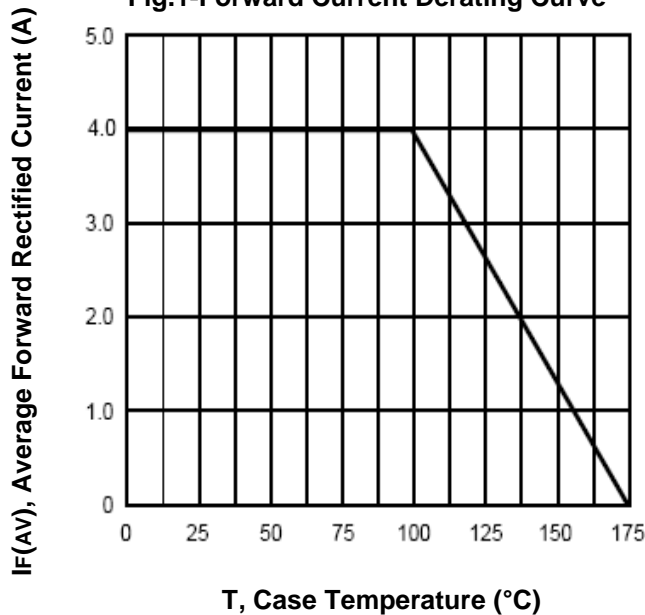
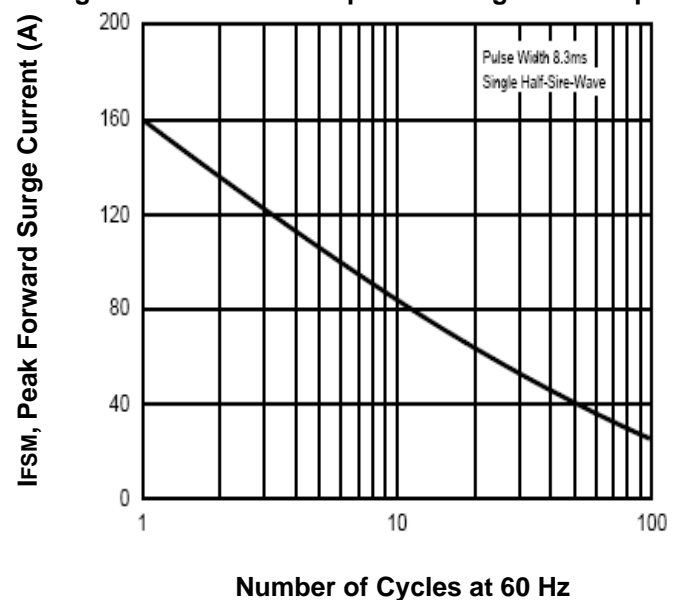


Fig.2-Maximum Non-Repetitive Surge Current per leg



4A Low V_F Sintered Glass Passivated Bridge Rectifier (SGP[®])

GBU4DL - GBU4JL

Fig.3- Typical Forward Characteristics per leg

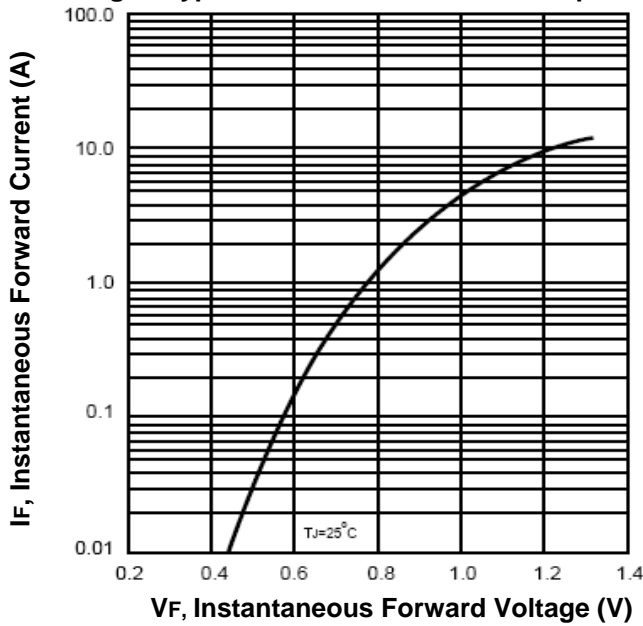


Fig.4- Typical Reverse Characteristics per leg

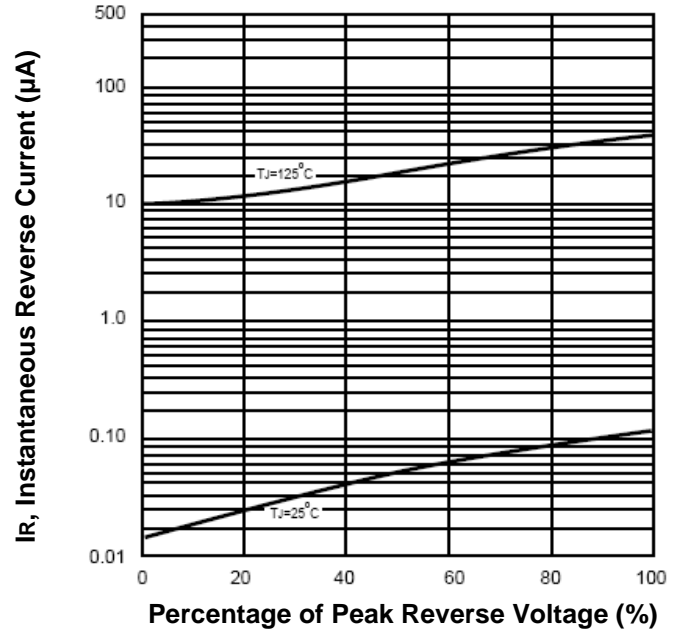
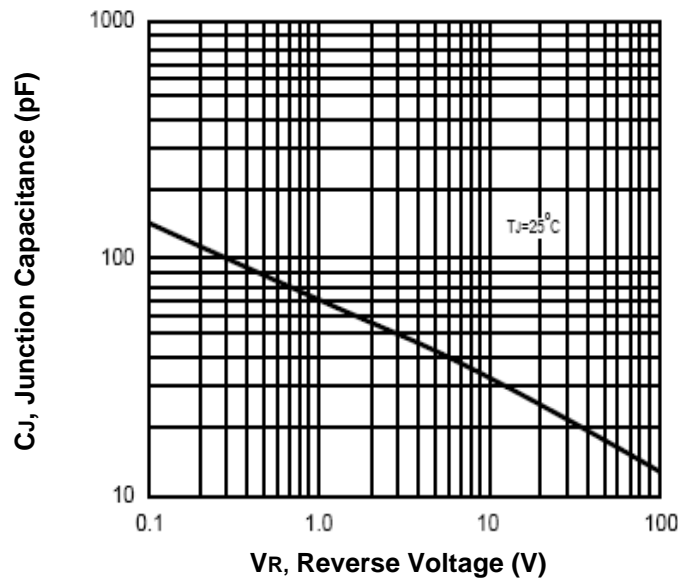


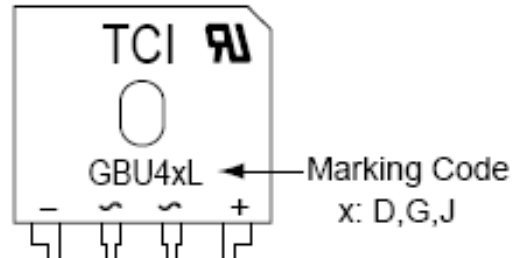
Fig.5-Typical Junction Capacitance per leg



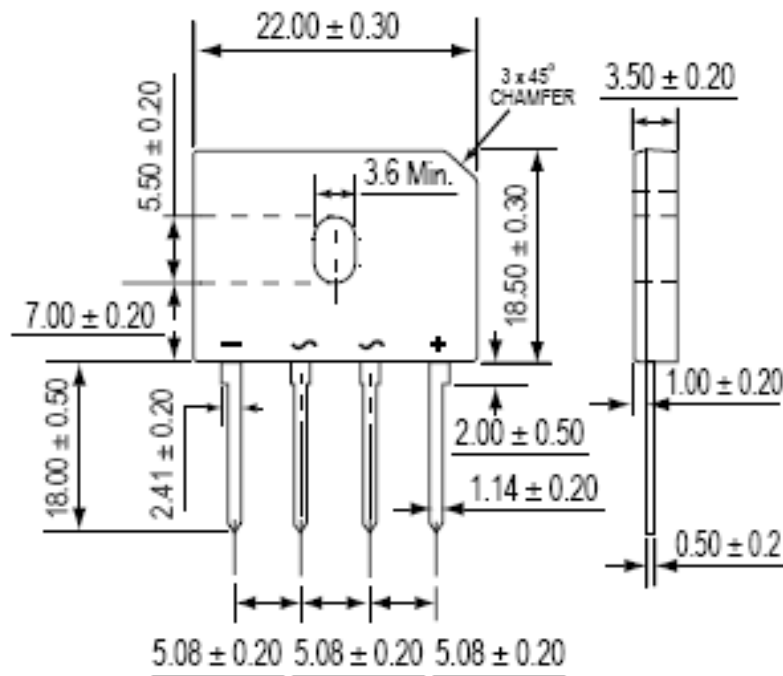
4A Low V_F Sintered Glass Passivated Bridge Rectifier (SGP[®])

GBU4DL - GBU4JL

Marking Information:



Dimensions in mm

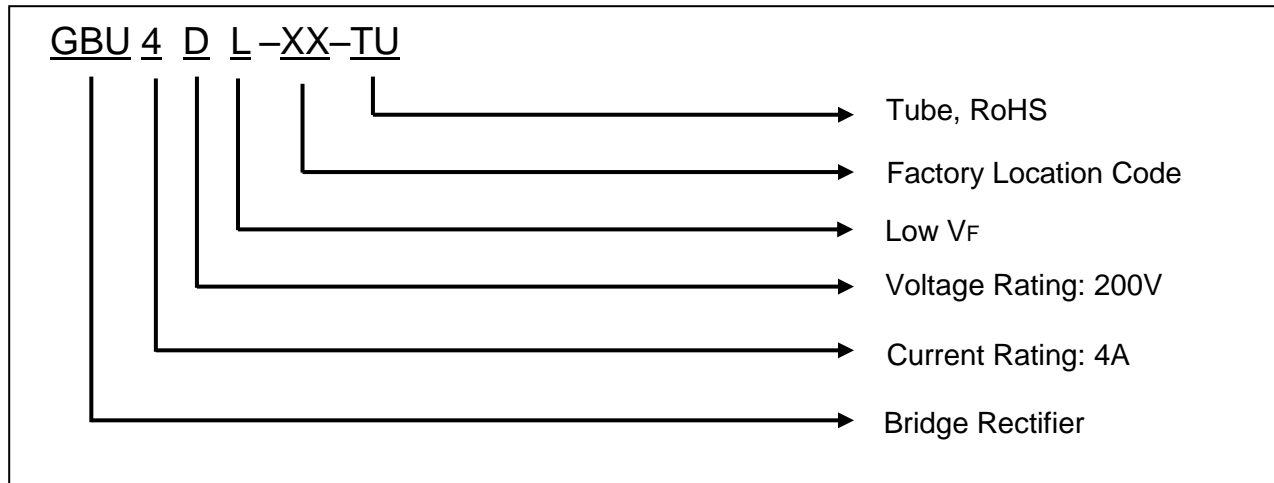


GBU

4A Low V_F Sintered Glass Passivated Bridge Rectifier (SGP[®])

GBU4DL - GBU4JL

Ordering Information



How to contact us

US HEADQUARTERS

28040 WEST HARRISON PARKWAY, VALENCIA, CA 91355-4162

Tel: (800)-TAITRON (800)-824-8766 (661)-257-6060

Fax: (800)-TAITFAX (800)-824-8329 (661)-257-6415

Email: taitron@taitroncomponents.com

Http://www.taitroncomponents.com

TAITRON COMPONENTS INCORPORATED TAIWAN, TAIPEI

6F., No.190, Sec. 2, Zhongxing Rd., Xindian Dist., New Taipei City 23146, Taiwan R.O.C.

Tel: 886-2-2913-6238

Fax: 886-2-2913-6239

TAITRON COMPONENT TECHNOLOGY, SHANGHAI CORPORATION

METROBANK PLAZA, 1160 WEST YAN'AN ROAD, SUITE 1503, SHANGHAI, 200052, CHINA

Tel: +86-21-5424-9942

Fax: +86-21-2302-5027