


4 A Glass Passivated Bridge Rectifier

Features

- Glass Passivated Chip Junction
- Low Forward Voltage Drop
- High Reliability
- Ideal for Printed Circuit Boards
- High temperature soldering guaranteed: 260°C/10 seconds at 5lbs.(2.3kg) tension
- This series is UL recognized under component index, File number E194718



Mechanical Data

Case:	GBU, Epoxy meets UL 94V-0 flammability rating
Terminals:	Leads solderable per MIL-STD-750, Method 2026
Polarity:	Polarity symbols marked on case
Mounting Torque:	5 in. – lbs. max.
Weight:	0.14 ounce, 4.0 grams

Maximum Ratings And Electrical Characteristics (T_{amb}=25°C)

Symbols	Parameter	GBU 4A	GBU 4B	GBU 4D	GBU 4G	GBU 4J	GBU 4K	GBU 4M	Unit
V _{RRM}	Maximum Repetitive Peak Reverse Voltage	50	100	200	400	600	800	1000	V
V _{RMS}	Maximum RMS Input Voltage	35	70	140	280	420	560	700	V
V _{DC}	Maximum DC Blocking Voltage	50	100	200	400	600	800	1000	V
I _(AV)	Maximum Average Forward Rectified Output Current at	T _c =100°C (Note 2)		4.0					A
		T _A =40°C (Note 3)		3.0					
I _{FSM}	Peak Forward Surge Current Single Sine-wave Superimposed on Rated Load (JEDEC Method)	150					A		
V _F	Maximum Instantaneous Forward Voltage Drop per leg at 4.0A	1.0					V		
I _t ²	Rating for Fusing (1ms<t<8.3ms)	93					A ² s		

4 A Glass Passivated Bridge Rectifier

GBU4A - GBU4M

Symbols	Parameter	GBU 4A	GBU 4B	GBU 4D	GBU 4G	GBU 4J	GBU 4K	GBU 4M	Unit	
I_R	Maximum DC Reverse Current at Rated DC Blocking Voltage per leg	$T_A=25^\circ\text{C}$		5.0					μA	
		$T_A=125^\circ\text{C}$		500						
$R_{\theta JA}$	Typical Thermal Resistance per leg (Note 2)	19								$^\circ\text{C/W}$
$R_{\theta JC}$	Typical Thermal Resistance per leg (Note 3)	4								$^\circ\text{C/W}$
T_J, T_{STG}	Operating and Storage Temperature Range	-55 to 150								$^\circ\text{C}$

Note:

1. Mounted on 40 x 40 x 1.5mm Al. plate
2. Mounted on PCB at 9.5mm lead length with 12mm² copper pad
3. Single Phase, half wave, 60 Hz, resistive or inductive load.
For capacitive load, derate current by 20%

Rating and Characteristic Curves

Fig.1-Derating Curve Output Rectified Current

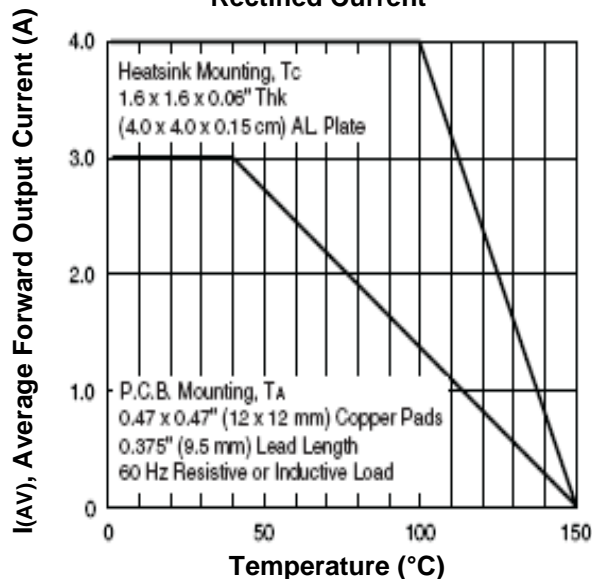
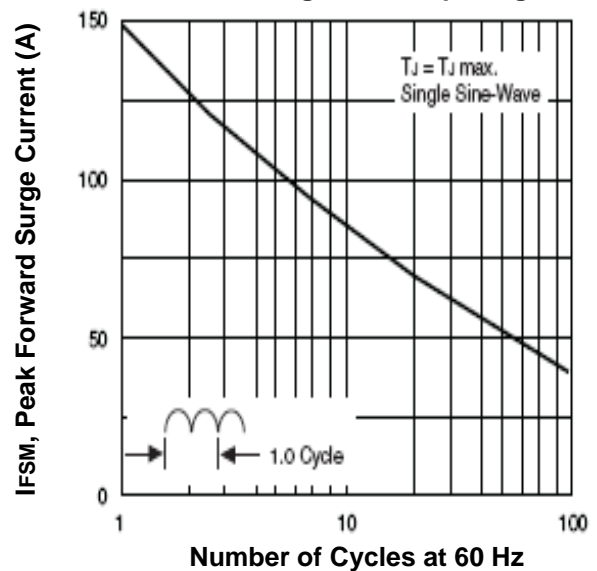


Fig.2-Maximum Non-Repetitive Peak Forward Surge Current per leg



4 A Glass Passivated Bridge Rectifier

GBU4A - GBU4M

Fig.3-Typical Forward Characteristic per leg

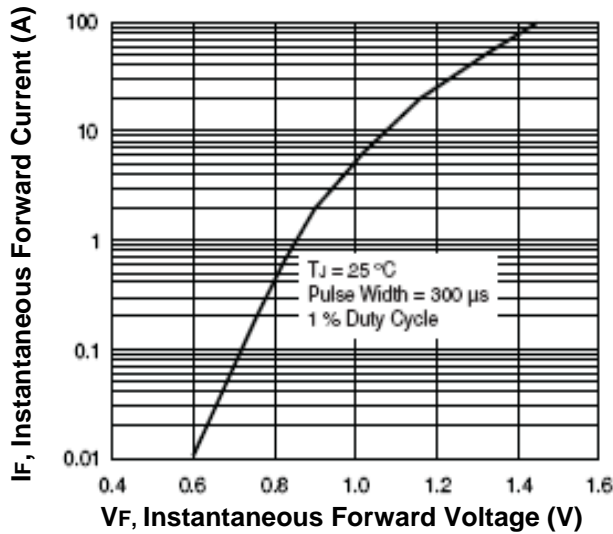
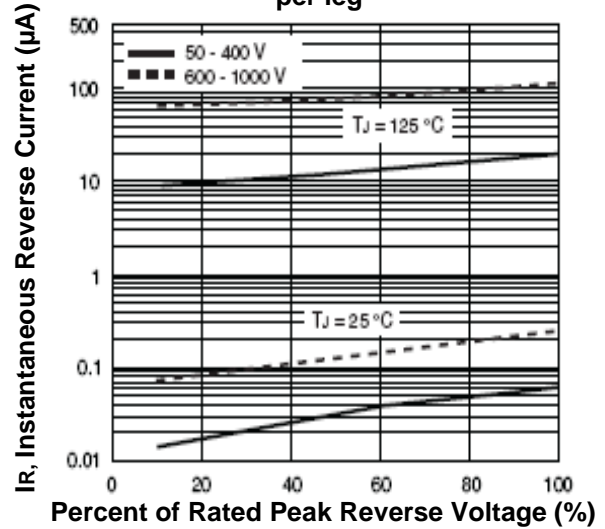
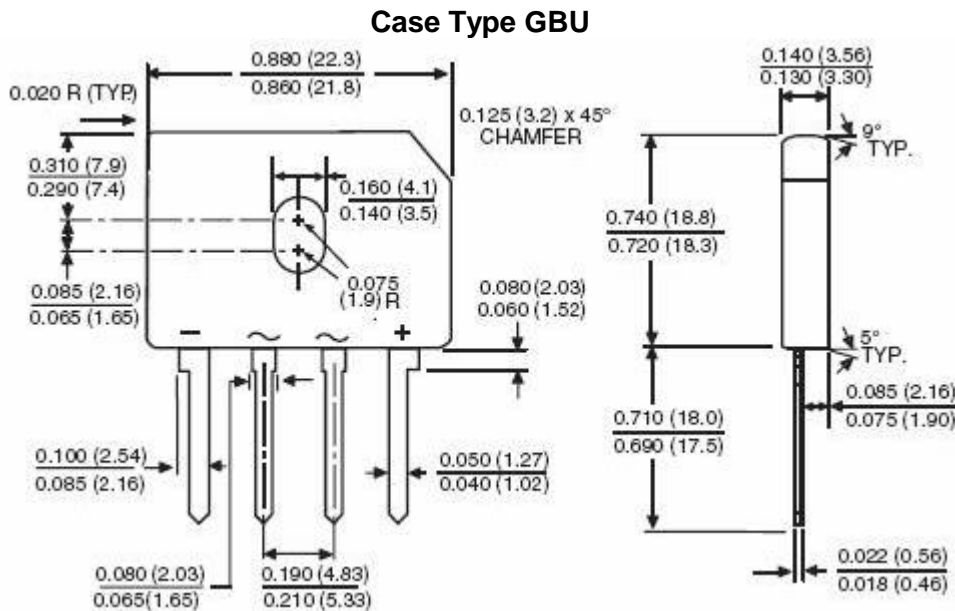


Fig.4-Typical Reverse Characteristics per leg



Dimensions in inch (mm)



4 A Glass Passivated Bridge Rectifier

GBU4A - GBU4M

How to contact us

USA HEADQUARTERS

28040 WEST HARRISON PARKWAY, VALENCIA, CA 91355-4162

Tel: (800)-TAITRON (800)-824-8766 (661)-257-6060

Fax: (800)-TAITFAX (800)-824-8329 (661)-257-6415

Email: taitron@taitroncomponents.com

Http://www.taitroncomponents.com

TAITRON COMPONENTS INCORPORATED TAIWAN BRANCH

6F., NO.190, SEC. 2, ZHONGXING RD., XINDIAN DIST., NEW TAIPEI CITY 23146, TAIWAN R.O.C.

Tel: 886-2-2913-6238

Fax: 886-2-2913-6239

TAITRON COMPONENT TECHNOLOG SHANGHAI CORPORATION

SUITE 1503, METROBANK PLAZA, 1160 WEST YAN'AN ROAD, SHANGHAI, 200052, CHINA

Tel: +86-21-5424-9942

Fax: +86-21-2302-5027