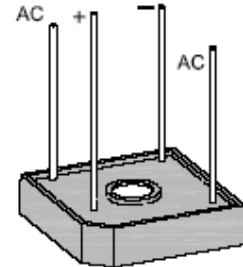


## 25A Glass Passivated Bridge Rectifier

### Features

- Glass passivated chip junction
- Integrally molded heatsink provides very low thermal Resistance for Maximmm heat dissipation
- Universal 3-way terminals; snap-on, wire wrap-around Or P.C.B mounting
- Typical  $I_r$  less than  $0.3\mu A$
- High forward surge current capability
- High temperature soldering guaranteed:  $260^\circ C/10$  seconds at 5lbs.(2.3kg) tension
- This series is UL recognized under component index, File number E194718



GBPC-W



### Mechanical Data

<b>Case:</b>	GBPC-W, Molded plastic with heatsink integrally mounted in the bridge encapsulation
<b>Epoxy:</b>	Plastic package has UL flammability classification 94V-0
<b>Terminals:</b>	Plated 0.25" (6.35mm) faston lugs
<b>Polarity:</b>	Polarity symbols molded on body
<b>Mounting Position</b>	See note 2
<b>Mounting Torque</b>	20in.-lb.Max
<b>Weight:</b>	18 grams

### Maximum Ratings And Electrical Characteristics ( $T_{amb}=25^\circ C$ )

Symbol	Description	GBPC 25-005W	GBPC 25-01W	GBPC 25-02W	GBPC 25-04W	GBPC 25-06W	GBPC 25-08W	GBPC 25-10W	Unit	Conditions
<b>VRRM</b>	Max. Repetitive Peak Reverse Voltage	50	100	200	400	600	800	1000	V	
<b>VRMS</b>	Max. RMS Voltage	35	70	140	280	420	560	700	V	
<b>VDC</b>	Max. DC blocking voltage	50	100	200	400	600	800	1000	V	

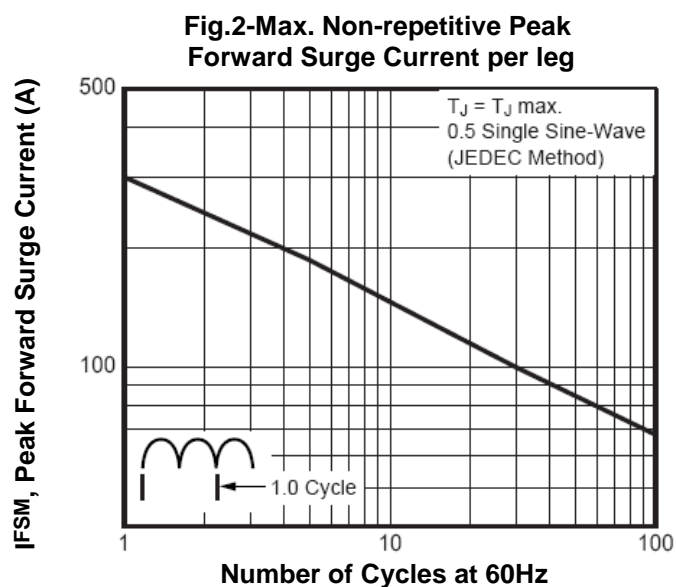
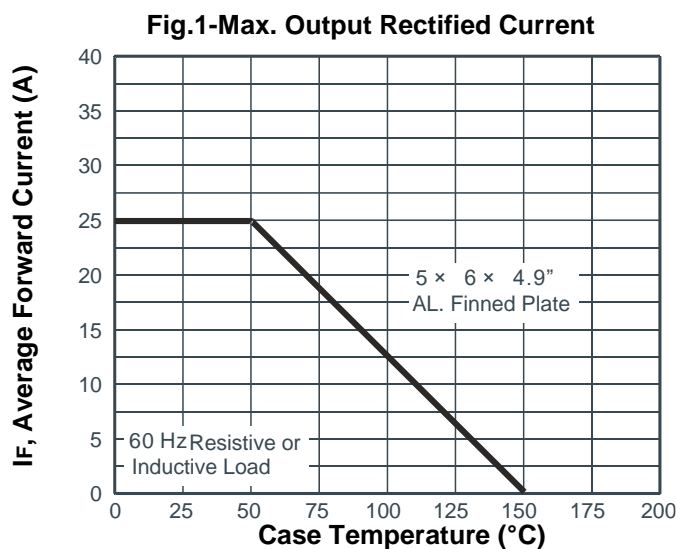
# 25A Glass Passivated Bridge Rectifier

## GBPC25-005W - GBPC25-10W

Symbol	Description	GBPC 25-005W	GBPC 25-01W	GBPC 25-02W	GBPC 25-04W	GBPC 25-06W	GBPC 25-08W	GBPC 25-10W	Unit	Conditions
<b>I<sub>F(AV)</sub></b>	Max. Average Forward Rectified Output Current	25.0							A	See Fig.1
<b>I<sub>FSM</sub></b>	Peak Forward Surge Current	300							A	8.3ms single half sine-wave superimposed on rated load (JEDEC method)
<b>V<sub>F</sub></b>	Max. Instantaneous Forward Voltage drop per leg	1.1							V	I <sub>F(AV)</sub> =12.5A
<b>I<sub>R</sub></b>	Max. Reverse DC Current At Rated DC Blocking Voltage per leg	5.0							μA	TC=25°C
		500							μA	TC=125°C
<b>I<sup>2</sup>t</b>	Rating for Fusing (1ms<t<8.3ms)	375							A <sup>2</sup> s	
<b>V<sub>ISO</sub></b>	RMS Isolation Voltage from Case to Leads	2500							V	
<b>C<sub>J</sub></b>	Typical Junction Capacitance	300							pF	V <sub>R</sub> =4V, f=1MHz
<b>R<sub>thJc</sub></b>	Typical Thermal Resistance per leg	1.9							°C / W	Note 1
<b>T<sub>J</sub>,T<sub>STG</sub></b>	Operating Junction and Storage Temperature Range	-65 to +150							°C	

- Note:**
1. Thermal Resistance from junction to Case per leg.
  2. Bolt down on Heatsink with Silicone Thermal Compound Between and Mounting Surface for Maximum Heat Transfer with #10 Screw.

### Typical Characteristics Curves



# 25A Glass Passivated Bridge Rectifier

## GBPC25-005W - GBPC25-10W

Fig.3-Typical Instantaneous Forward Characteristic per leg

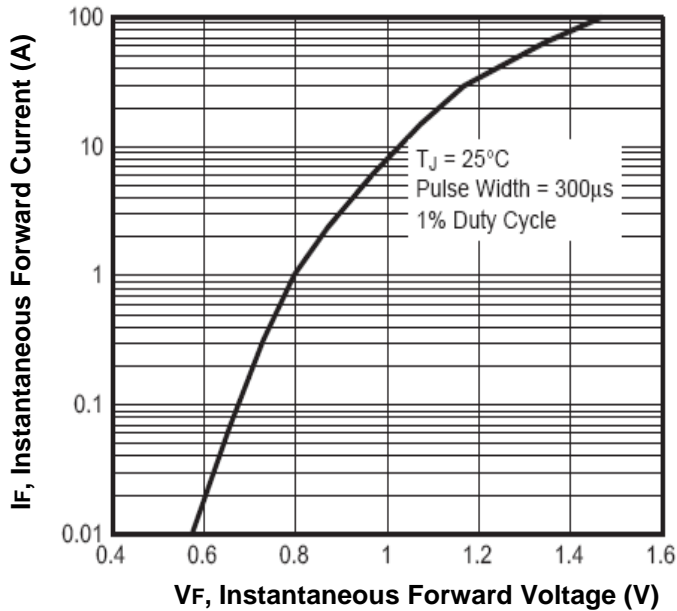


Fig.4-Typical Reverse Characteristics per leg

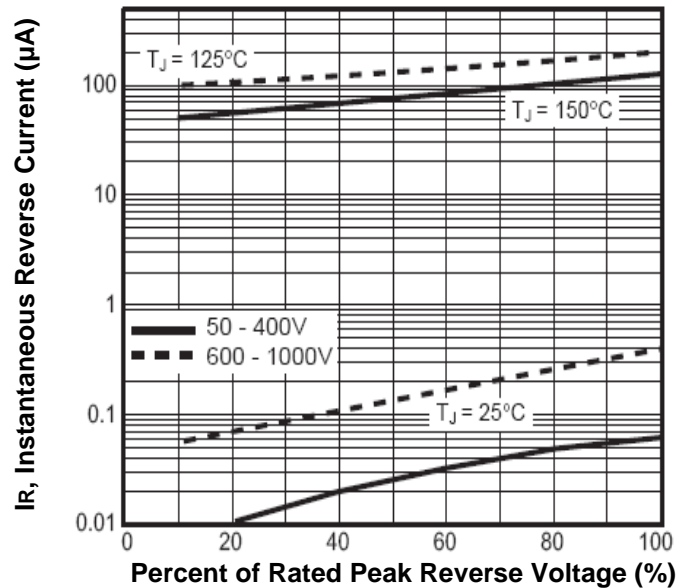
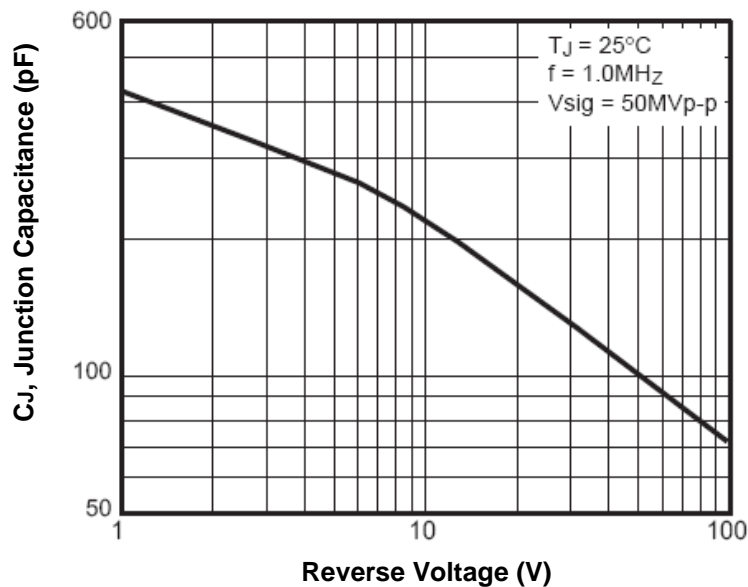


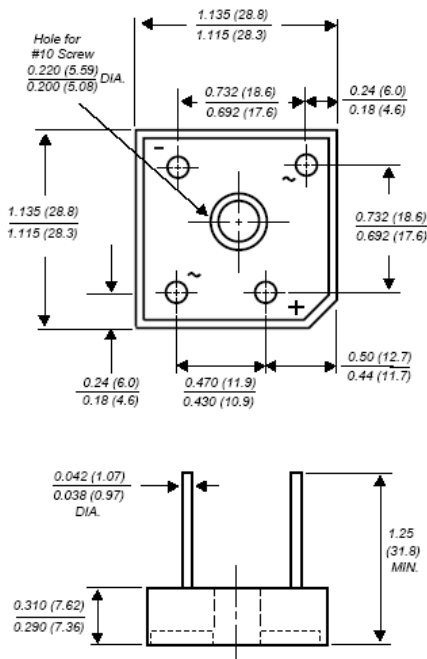
Fig.5-Typical Junction Capacitance per leg



# 25A Glass Passivated Bridge Rectifier

## GBPC25-005W - GBPC25-10W

### Dimensions in inch (mm)



### How to contact us

#### USA HEADQUARTERS

28040 WEST HARRISON PARKWAY, VALENCIA, CA 91355-4162

Tel: (800)-TAITRON (800)-824-8766 (661)-257-6060

Fax: (800)-TAITFAX (800)-824-8329 (661)-257-6415

Email: [taitron@taitroncomponents.com](mailto:taitron@taitroncomponents.com)

Http://[www.taitroncomponents.com](http://www.taitroncomponents.com)

#### TAITRON COMPONENTS INCORPORATED TAIWAN BRANCH

6F., NO.190, SEC. 2, ZHONGXING RD., XINDIAN DIST., NEW TAIPEI CITY 23146, TAIWAN R.O.C.

Tel: 886-2-2913-6238

Fax: 886-2-2913-6239

#### TAITRON COMPONENT TECHNOLOG SHANGHAI CORPORATION

SUITE 1503, METROBANK PLAZA, 1160 WEST YAN'AN ROAD, SHANGHAI, 200052, CHINA

Tel: +86-21-5424-9942

Fax: +86-21-2302-5027