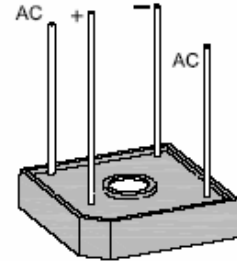


## 25A Glass Passivated Bridge Rectifier

### Features

- Glass passivated chip junction
- Integrally molded heatsink provides very low thermal Resistance for Maximmm heat dissipation
- Universal 3-way terminals; snap-on, wire wrap-around Or P.C.B mounting
- Typical IR less than 0.3μA
- High forward surge current capability
- High temperature soldering guaranteed: 260°C/10 seconds at 5lbs.(2.3kg) tension
- This series is UL recognized under component index, File number E194718
- RoHS Compliant



GBPC-W



### Mechanical Data

<b>Case:</b>	GBPC-W, Molded plastic with heatsink integrally mounted in the bridge encapsulation
<b>Epoxy:</b>	Plastic package has UL flammability classification 94V-0
<b>Terminals:</b>	Plated 0.25" (6.35mm) faston lugs
<b>Polarity:</b>	Polarity symbols molded on body
<b>Mounting Position</b>	See note 2
<b>Mounting Torque</b>	20in.-lb.Max
<b>Weight:</b>	18 grams

### Maximum Ratings And Electrical Characteristics (T<sub>amb</sub>=25°C)

Symbol	Description	GBPC 25-005W	GBPC 25-01W	GBPC 25-02W	GBPC 25-04W	GBPC 25-06W	GBPC 25-08W	GBPC 25-10W	Unit	Conditions
<b>VRRM</b>	Max. Repetitive Peak Reverse Voltage	50	100	200	400	600	800	1000	V	
<b>VRMS</b>	Max. RMS Voltage	35	70	140	280	420	560	700	V	
<b>VDC</b>	Max. DC blocking voltage	50	100	200	400	600	800	1000	V	

# 25A Glass Passivated Bridge Rectifier

## GBPC25-005W - GBPC25-10W

Symbol	Description	GBPC 25-005W	GBPC 25-01W	GBPC 25-02W	GBPC 25-04W	GBPC 25-06W	GBPC 25-08W	GBPC 25-10W	Unit	Conditions
<b>IF(AV)</b>	Max. Average Forward Rectified Output Current	25.0							A	See Fig.1
<b>IFSM</b>	Peak Forward Surge Current	300							A	8.3ms single half sine-wave superimposed on rated load (JEDEC method)
<b>VF</b>	Max. Instantaneous Forward Voltage drop per leg	1.1							V	IF(AV)=12.5A
<b>IR</b>	Max. Reverse DC Current At Rated DC Blocking Voltage per leg	5.0							μA	TC=25°C
		500							μA	TC=125°C
<b>I<sup>2</sup>t</b>	Rating for Fusing (1ms<t<8.3ms)	375							A <sup>2</sup> s	
<b>VISO</b>	RMS Isolation Voltage from Case to Leads	2500							V	
<b>CJ</b>	Typical Junction Capacitance	300							pF	VR=4V, f=1MHz
<b>RthJc</b>	Typical Thermal Resistance per leg	1.9							°C / W	Note 1
<b>TJ,TSTG</b>	Operating Junction and Storage Temperature Range	-65 to +150							°C	

- Note:** 1. Thermal Resistance from junction to Case per leg.  
 2. Bolt down on Heatsink with Silicone Thermal Compound Between and Mounting Surface for Maximum Heat Transfer with #10 Screw.

### Typical Characteristics Curves

Fig.1-Max. Output Rectified Current

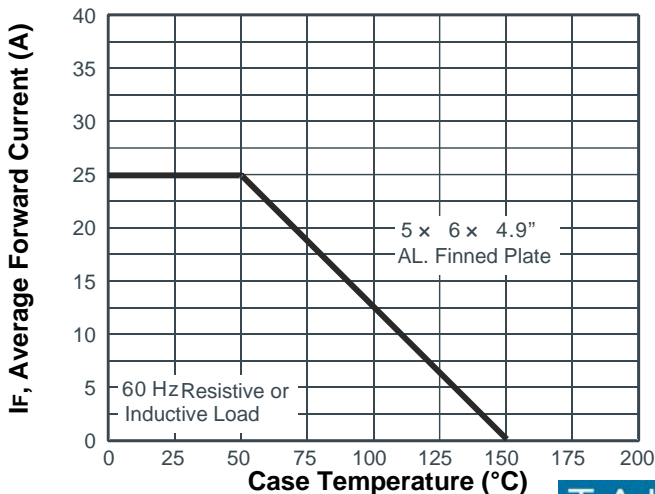
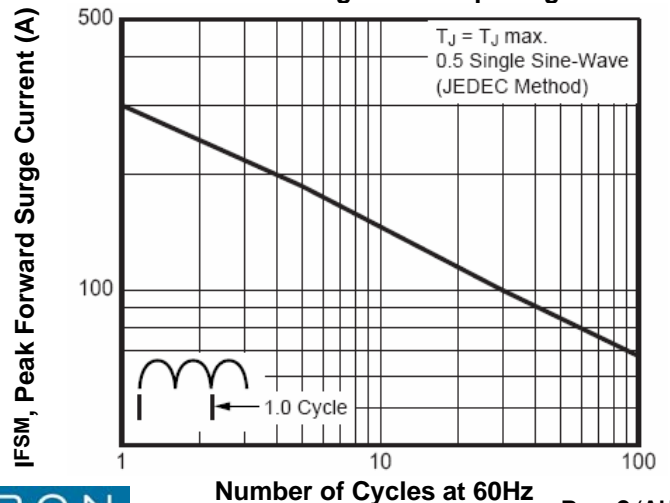


Fig.2-Max. Non-repetitive Peak Forward Surge Current per leg



# 25A Glass Passivated Bridge Rectifier

## GBPC25-005W - GBPC25-10W

Fig.3-Typical Instantaneous Forward Characteristic per leg

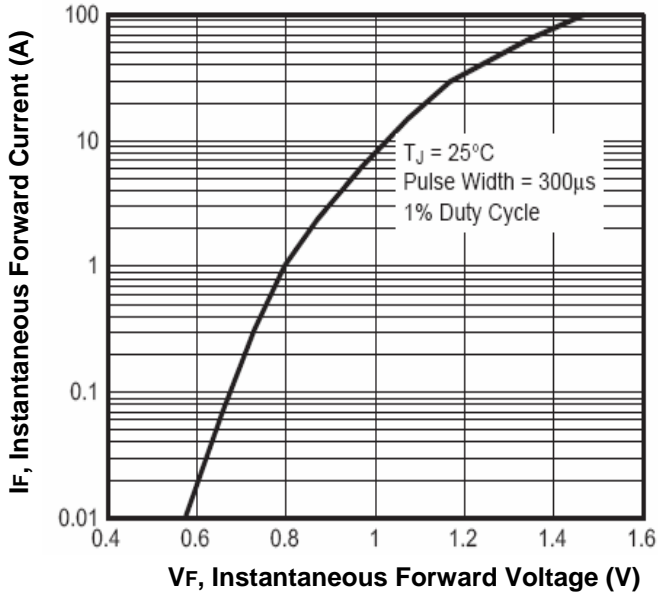


Fig.4-Typical Reverse Characteristics per leg

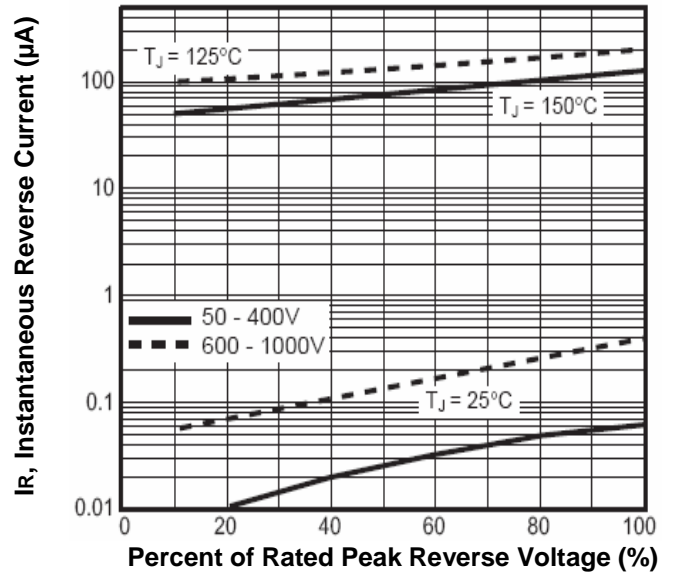
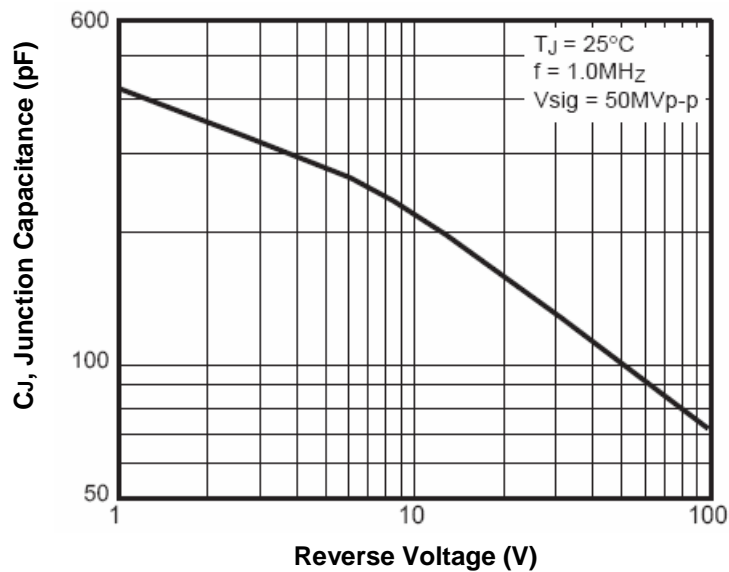


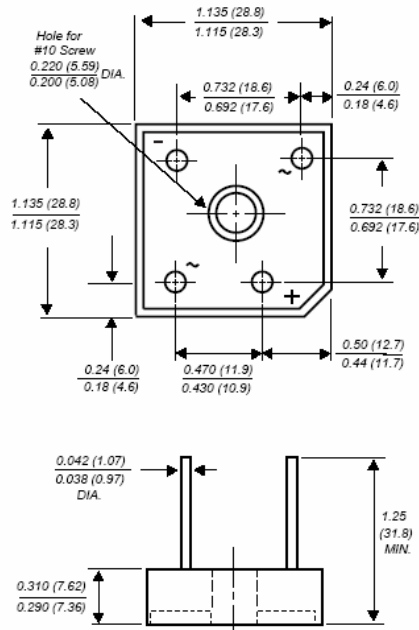
Fig.5-Typical Junction Capacitance per leg



# 25A Glass Passivated Bridge Rectifier

## GBPC25-005W - GBPC25-10W

### Dimensions in inch (mm)



### How to contact us

#### GBPC-W

#### US HEADQUARTERS

28040 WEST HARRISON PARKWAY, VALENCIA, CA 91355-4162

Tel: (800) TAITRON (800) 824-8766 (661) 257-6060

Fax: (800) TAITFAX (800) 824-8329 (661) 257-6415

Email: [taitron@taitroncomponents.com](mailto:taitron@taitroncomponents.com)

Http://[www.taitroncomponents.com](http://www.taitroncomponents.com)

#### TAITRON COMPONENTS MEXICO, S.A .DE C.V.

BOULEVARD CENTRAL 5000 INTERIOR 5 PARQUE INDUSTRIAL ATITALAQUIA, HIDALGO C.P.

42970 MEXICO

Tel: +52-55-5560-1519

Fax: +52-55-5560-2190

#### TAITRON COMPONENTS INCORPORATED REPRESENTAÇÕES DO BRASIL LTDA

RUA DOMINGOS DE MORAIS, 2777, 2.ANDAR, SALA 24 SAÚDE - SÃO PAULO-SP 04035-001 BRAZIL

Tel: +55-11-5574-7949

Fax: +55-11-5572-0052

#### TAITRON COMPONENTS INCORPORATED, SHANGHAI REPRESENTATIVE OFFICE

METROBANK PLAZA, 1160 WEST YAN' AN ROAD, SUITE 1503, SHANGHAI, 200052, CHINA

Tel: +86-21-5424-9942

Fax: +86-21-5424-9931