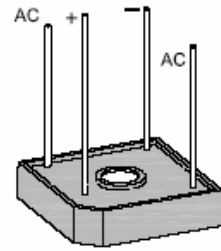


15A Glass Passivated Bridge Rectifier

Features

- Glass passivated chip junction
- Integrally molded heatsink provides very low thermal Resistance for Maximmm heat dissipation
- Universal 3-way terminals; snap-on, wire wrap-around Or P.C.B mounting
- Typical IR less than 0.3 μ A
- High forward surge current capability
- High temperature soldering guaranteed: 260°C/10 seconds at 5lbs.(2.3kg) tension
- This series is UL recognized under component index, File number E194718
- RoHS Compliant



GBPC-W



Mechanical Data

Case:	GBPC-W, Molded plastic with heatsink integrally mounted in the bridge encapsulation
Epoxy:	Plastic package has UL flammability classification 94V-0
Terminals:	Plated 0.25" (6.35mm) faston lugs
Polarity:	Polarity symbols molded on body
Mounting Position	See note 2
Mounting Torque	20in.-lb.Max
Weight:	18 grams

Maximum Ratings And Electrical Characteristics (T_{amb}=25°C)

Symbol	Description	GBPC 15-005W	GBPC 15-01W	GBPC 15-02W	GBPC 15-04W	GBPC 15-06W	GBPC 15-08W	GBPC 15-10W	Unit	Conditions
VRRM	Max. Repetitive Peak Reverse Voltage	50	100	200	400	600	800	1000	V	
VRMS	Max. RMS Voltage	35	70	140	280	420	560	700	V	
VDC	Max. DC blocking voltage	50	100	200	400	600	800	1000	V	

15A Glass Passivated Bridge Rectifier

GBPC15-005W - GBPC15-10W

Symbol	Description	GBPC 15-005W	GBPC 15-01W	GBPC 15-02W	GBPC 15-04W	GBPC 15-06W	GBPC 15-08W	GBPC 15-10W	Unit	Conditions
IF(AV)	Max. Average Forward Rectified Output Current	15.0							A	See Fig.1
IFSM	Peak Forward Surge Current	300							A	8.3ms single half sine-wave superimposed on rated load (JEDEC method)
VF	Max. Instantaneous Forward Voltage drop per leg	1.1							V	IF(AV)=7.5A
IR	Max. Reverse DC Current At Rated DC Blocking Voltage per leg	5.0							μA	TC=25°C
		500							μA	TC=125°C
I²t	Rating for Fusing (1ms<t<8.3ms)	375							A ² s	
VISO	RMS Isolation Voltage from Case to Leads	2500							V	
CJ	Typical Junction Capacitance	300							pF	VR=4V, f=1MHz
Rthjc	Typical Thermal Resistance per leg	1.9							°C / W	Note 1
TJ,TSTG	Operating Junction and Storage Temperature Range	-65 to +150							°C	

- Note:** 1. Thermal Resistance from junction to Case per leg.
 2. Bolt down on Heatsink with Silicone Thermal Compound Between and Mounting Surface for Maximum Heat Transfer with #10 Screw.

Typical Characteristics Curves

Fig.1-Max. Output Rectified Current

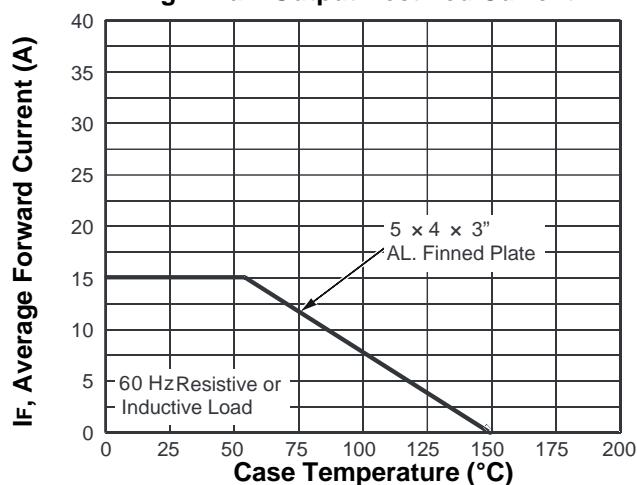
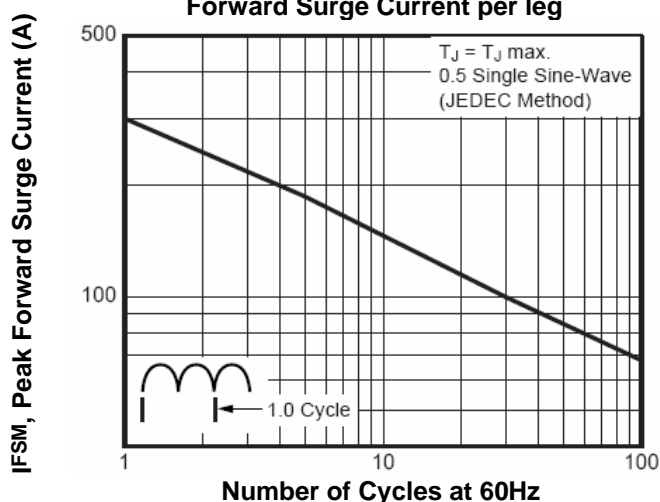


Fig.2-Max. Non-repetitive Peak Forward Surge Current per leg



15A Glass Passivated Bridge Rectifier

GBPC15-005W - GBPC15-10W

Fig.3-Typical Instantaneous Forward Characteristic per leg

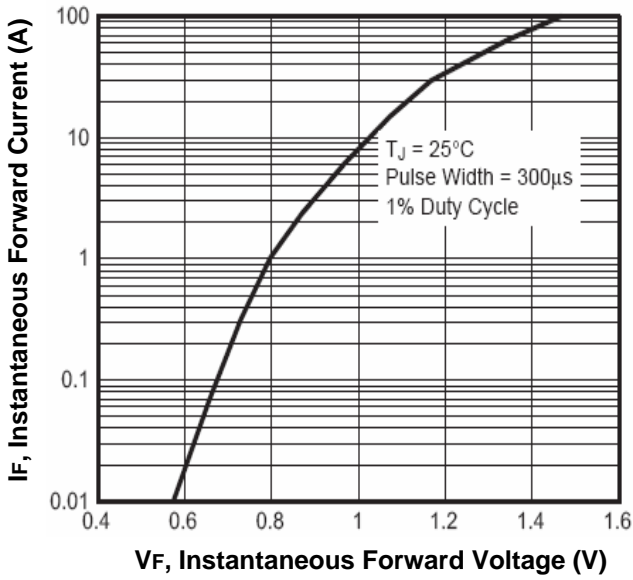


Fig.4-Typical Reverse Characteristics per leg

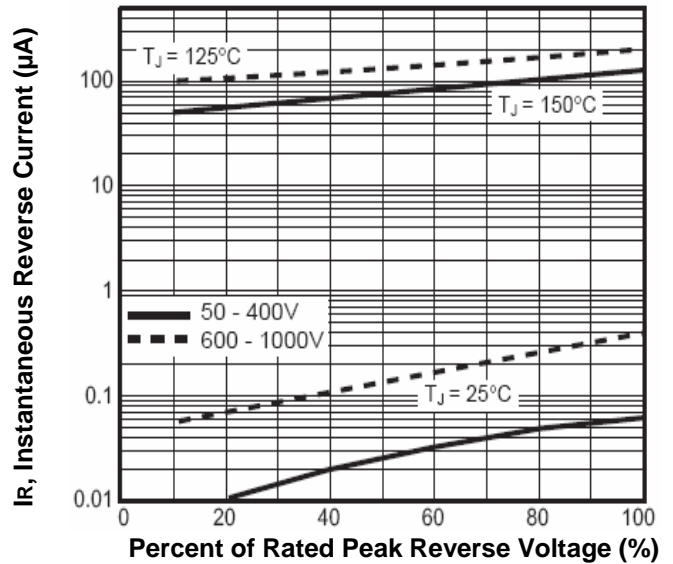
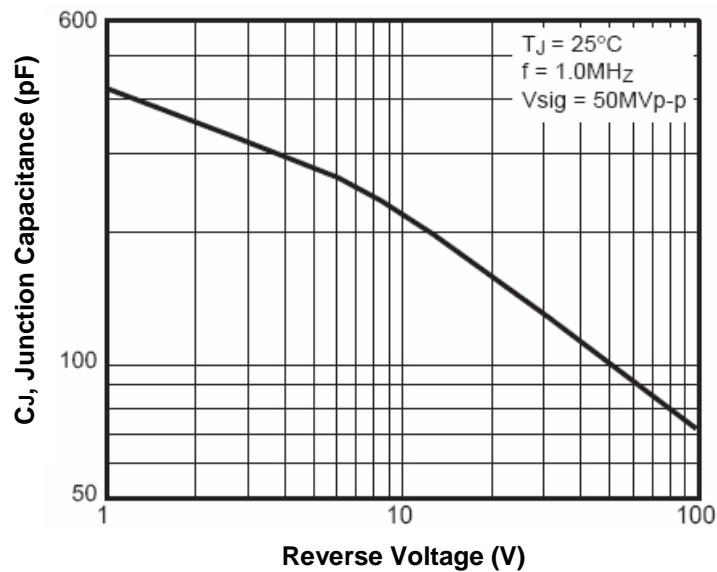


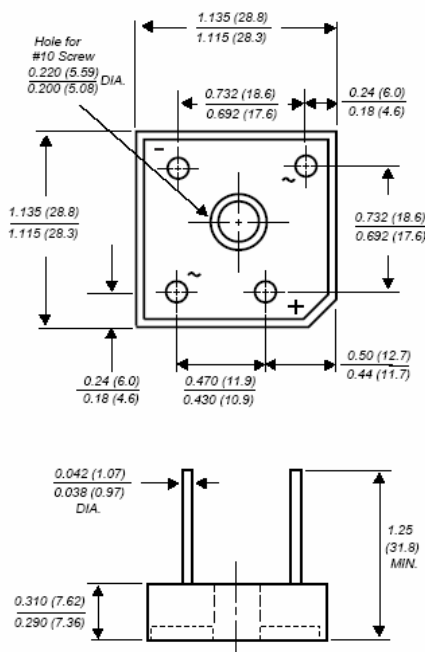
Fig.5-Typical Junction Capacitance per leg



15A Glass Passivated Bridge Rectifier

GBPC15-005W - GBPC15-10W

Dimensions in inch (mm)



GBPC-W

How to contact us

US HEADQUARTERS

28040 WEST HARRISON PARKWAY, VALENCIA, CA 91355-4162

Tel: (800) TAITRON (800) 824-8766 (661) 257-6060

Fax: (800) TAITFAX (800) 824-8329 (661) 257-6415

Email: taitron@taitroncomponents.com

Http://www.taitroncomponents.com

TAITRON COMPONENTS MEXICO, S.A .DE C.V.

BOULEVARD CENTRAL 5000 INTERIOR 5 PARQUE INDUSTRIAL ATITALAQUIA, HIDALGO C.P.

42970 MEXICO

Tel: +52-55-5560-1519

Fax: +52-55-5560-2190

TAITRON COMPONENTS INCORPORATED REPRESENTAÇÕES DO BRASIL LTDA

RUA DOMINGOS DE MORAIS, 2777, 2.ANDAR, SALA 24 SAÚDE - SÃO PAULO-SP 04035-001 BRAZIL

Tel: +55-11-5574-7949

Fax: +55-11-5572-0052

TAITRON COMPONENTS INCORPORATED, SHANGHAI REPRESENTATIVE OFFICE

METROBANK PLAZA, 1160 WEST YAN' AN ROAD, SUITE 1503, SHANGHAI, 200052, CHINA

Tel: +86-21-5424-9942

Fax: +86-21-5424-9931