

1.0A Surface Mount Super Fast Rectifier

Features

- Low profile surface mounted package
- Glass passivated junction
- Ultra fast recovery time for high efficiency
- Plastic package has underwriters laboratory flammability classification 94V-0
- High temperature soldering: 250 °C /10 seconds at terminals
- RoHS compliant



SMA



Mechanical Data

Case:	JEDEC DO-214AC molded plastic
Terminals:	Solder plated, solderable per MIL-STD-750, Method 2026
Polarity:	Cathode end indicated by color band
Weight:	0.002 Ounce, 0.064 gram

Maximum Ratings ($T_{Ambient}=25^{\circ}C$ unless noted)

Symbol	Description	ES1A	ES1B	ES1D	ES1F	ES1G	ES1J	ES1K	Unit	Conditions
VRRM	Maximum Repetitive Peak Reverse Voltage	50	100	200	300	400	600	800	V	
VRMS	Maximum RMS Voltage	35	70	140	210	280	420	560	V	
VDC	Maximum DC Blocking Voltage	50	100	200	300	400	600	800	V	
I_{AV}	Maximum Average Forward Rectified Current	1.0							A	TL=110°C
I_{FSM}	Peak Forward Surge Current	30						25	A	8.3ms single half sine-wave superimposed on rated load (JEDEC Method)
T_J,T_{STG}	Operating Junction and Storage Temperature Range	-55 to 150							°C	

Note: Single phase half wave, 60 Hz, resistive or inductive load.
For capacitive load, derate current by 20%

1.0A Surface Mount Super Fast Rectifier

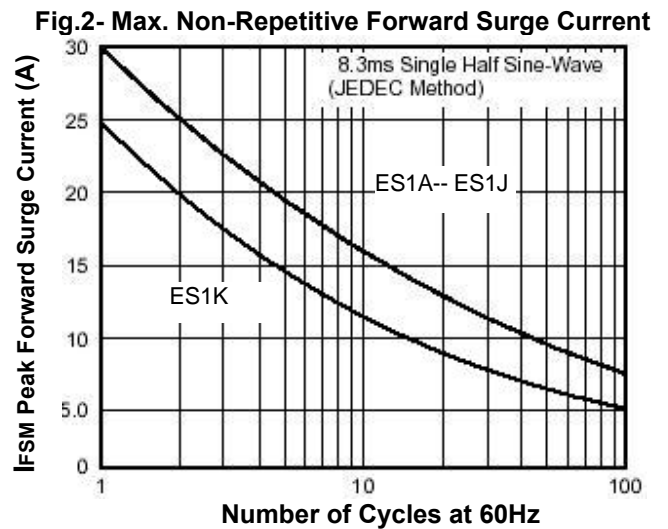
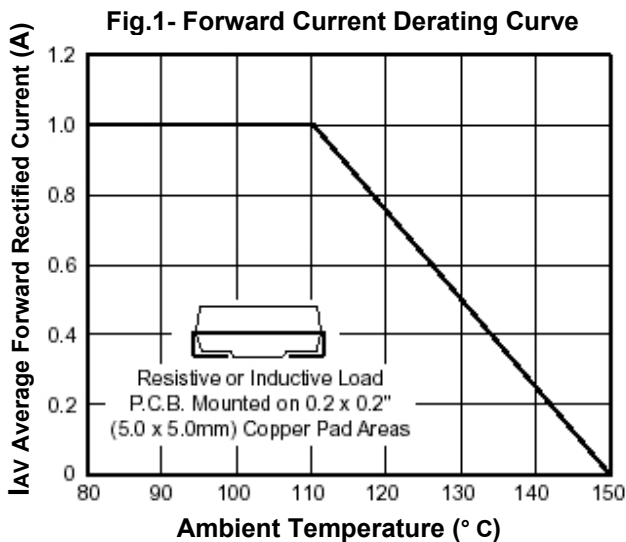
ES1A - ES1K

Electrical Characteristics ($T_{Ambient}=25^{\circ}C$ unless noted)

Symbol	Description	ES1A	ES1B	ES1D	ES1F	ES1G	ES1J	ES1K	Unit	Conditions	
V_F	Maximum Instantaneous Forward Voltage	0.95			1.25		1.7	2.2	V	$I_F=1.0$ A	
I_R	Maximum DC Reverse Current at Rated DC Blocking Voltage	5								μA	$T_A=25^{\circ}C$
		50									$T_A=125^{\circ}C$
T_{rr}	Typical Reverse Recovery Time	35								nS	$I_F=0.5A$, $I_R=1.0A$, $I_{rr}=0.25A$
C_J	Typical Junction Capacitance	10								pF	Measured at 1.0 MHz and Applied $V_r = 4.0$ volts.
$R_{\theta-JA}$	Maximum Thermal Resistance	34								$^{\circ}C/W$	Mounted on 0.2" x 0.2" (5mmx5mm) copper pad area

Note: Single phase half wave, 60 Hz, resistive or inductive load.
For capacitive load, derate current by 20%.

Typical Characteristics Curves



1.0A Surface Mount Super Fast Rectifier

ES1A - ES1K

Fig.3- Typical Reverse Characteristics

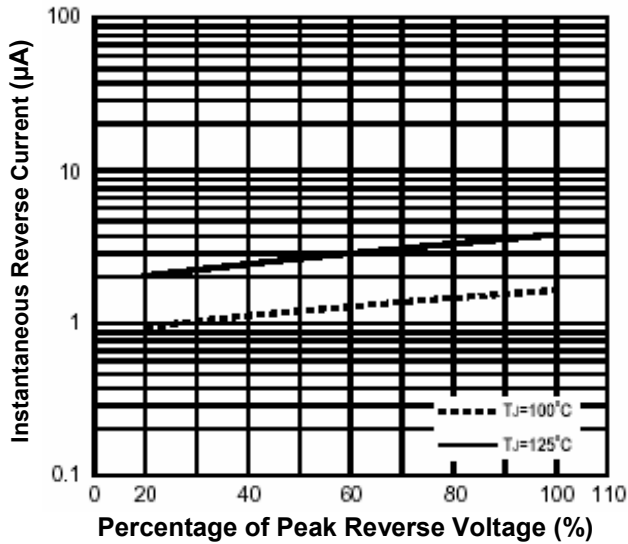
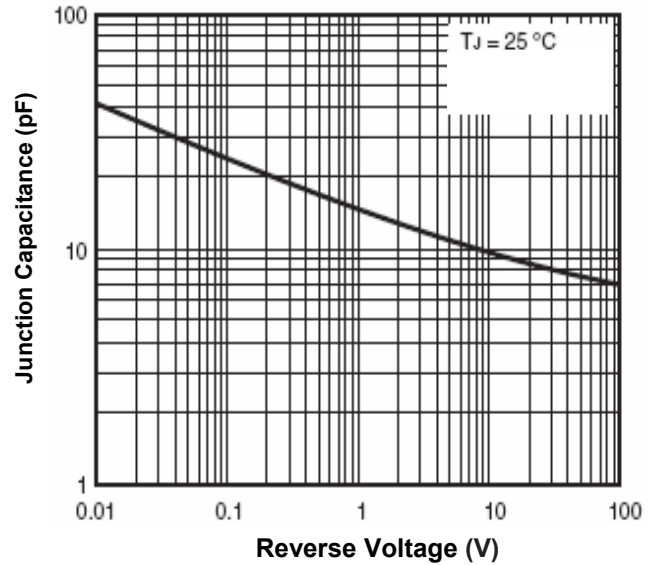
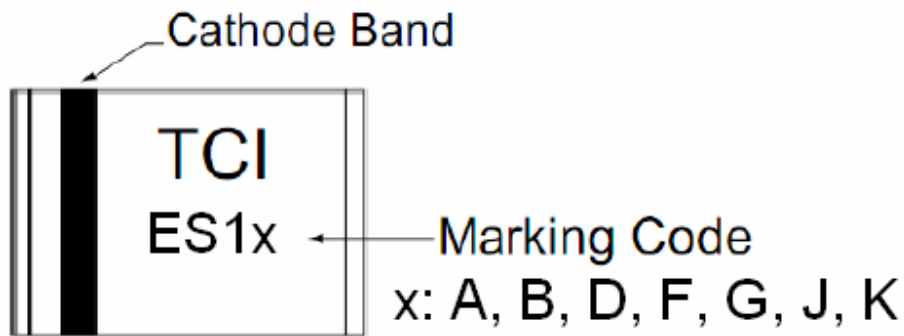


Fig.4- Junction Capacitance



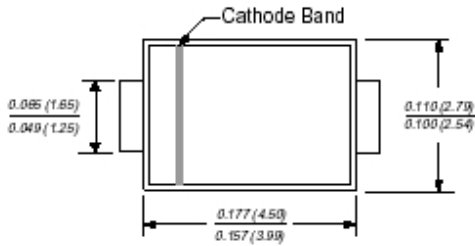
Marking Information:



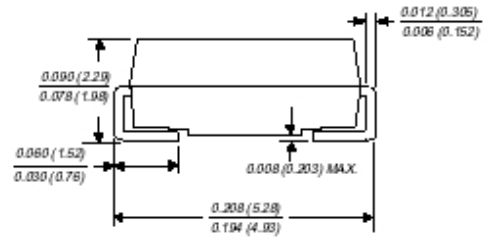
1.0A Surface Mount Super Fast Rectifier

ES1A - ES1K

Dimensions in inch (mm)

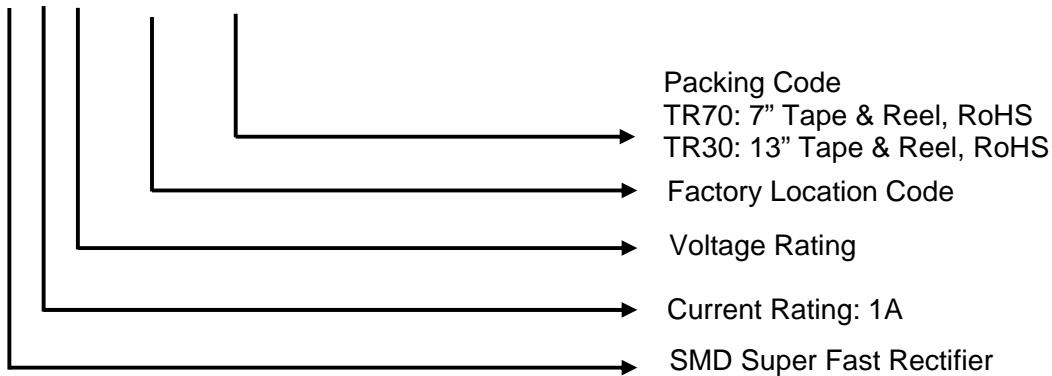


DO-214AC
(SMA)



Ordering Information

ES 1 X - XX - XX



1.0A Surface Mount Super Fast Rectifier

ES1A - ES1K

How to contact us:

US HEADQUARTERS

28040 WEST HARRISON PARKWAY, VALENCIA, CA 91355-4162

Tel: (800) TAITRON (800) 824-8766 (661) 257-6060

Fax: (800) TAITFAX (800) 824-8329 (661) 257-6415

Email: taitron@taitroncomponents.com

Http://www.taitroncomponents.com

TAITRON COMPONENTS MEXICO, S.A .DE C.V.

BOULEVARD CENTRAL 5000 INTERIOR 5 PARQUE INDUSTRIAL ATITALAQUIA, HIDALGO C.P.
42970 MEXICO

Tel: +52-55-5560-1519

Fax: +52-55-5560-2190

TAITRON COMPONETS INCORPORATED E REPRESENTAÇÕES DO BRASIL LTDA

RUA DOMINGOS DE MORAIS, 2777, 2.ANDAR, SALA 24 SAÚDE - SÃO PAULO-SP 04035-001 BRAZIL

Tel: +55-11-5574-7949

Fax: +55-11-5572-0052

TAITRON COMPONETS INCORPORATED, SHANGHAI REPRESENTATIVE OFFICE

METROBANK PLAZA, 1160 WEST YAN' AN ROAD, SUITE 1503, SHANGHAI, 200052, CHINA

Tel: +86-21-54249942

Fax: +86-21-5424-9931