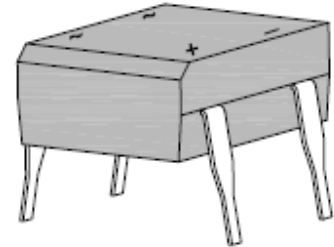


1.5A Glass Passivated Bridge Rectifier

Features

- Glass passivated chip junction
- Low leakage
- High surge current capability
- Ideal for printed circuit boards
- Reliable low cost construction utilizing molded plastic technique
- High temperature soldering guaranteed: 260°C/10 seconds at 5lbs.(2.3kg) tension
- Small size, simple installation
- RoHS compliant



DFM



Mechanical Data

Case:	DFM, Molded plastic body over passivated junction
Epoxy:	Plastic package has UL flammability classification 94V-0
Terminals:	Plated leads solderable per MIL-STD-202, Method 208
Polarity:	As marked on case
Weight:	0.014 ounce, 0.4 gram

Maximum Ratings And Electrical Characteristics (T_{amb}=25°C)

Symbols	Parameter	DF 1505M	DF 151M	DF 152M	DF 154M	DF 156M	DF 158M	DF 1510M	DF 1512M	DF 1514M	Unit	Conditions
V_{RRM}	Maximum Repetitive Peak Reverse Voltage	50	100	200	400	600	800	1000	1200	1400	V	
V_{RMS}	Maximum RMS Voltage	35	70	140	280	420	560	700	840	980	V	
V_{DC}	Maximum DC Blocking Voltage	50	100	200	400	600	800	1000	1200	1400	V	
I_{F(AV)}	Maximum Average Forward Rectified Current	1.5									A	T _A =40° C
I_{FSM}	Peak Forward Surge Current	50									A	8.3ms Single Sine-wave Superimposed on Rated Load (JEDEC Method)

1.5A Glass Passivated Bridge Rectifier

DF1505M - DF1514M

Symbols	Parameter	DF 1505M	DF 151M	DF 152M	DF 154M	DF 156M	DF 158M	DF 1510M	DF 1512M	DF 1514M	Unit	Conditions
V_F	Maximum Instantaneous Forward Voltage Drop per leg	1.1						1.25			V	I _F =1.5A
I_R	Maximum DC Reverse Current at Rated DC Blocking Voltage per leg	5									μA	TA=25°C
		500										TA=125°C
R_{θJA}	Typical Thermal Resistance per leg	40									°C/W	Note 1
R_{θJL}		15										
T_J, T_{STG}	Operating Junction and Storage Temperature Range	-55 to +150									°C	

Note: 1. Thermal resistance from junction to ambient and from junction to lead mounted on P.C.B. with 0.51 x 0.51" (13 x13mm) copper pads.

Rating and Characteristic Curves

Fig.1- Maximum Derating Curve for Output Rectified Current

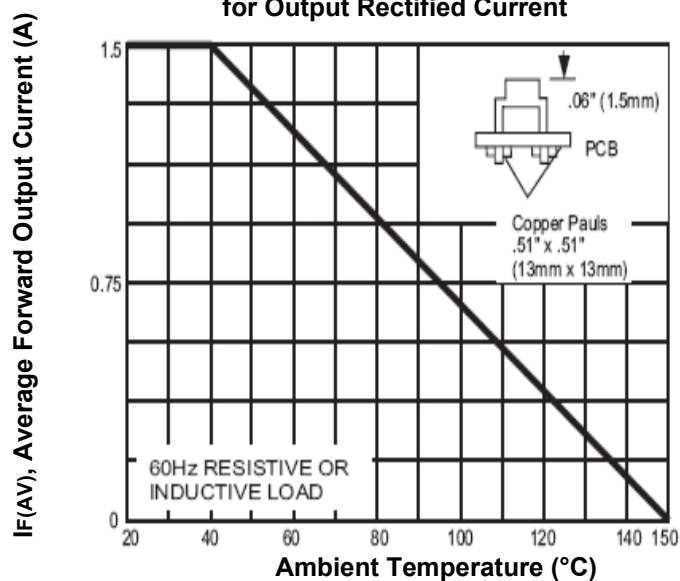
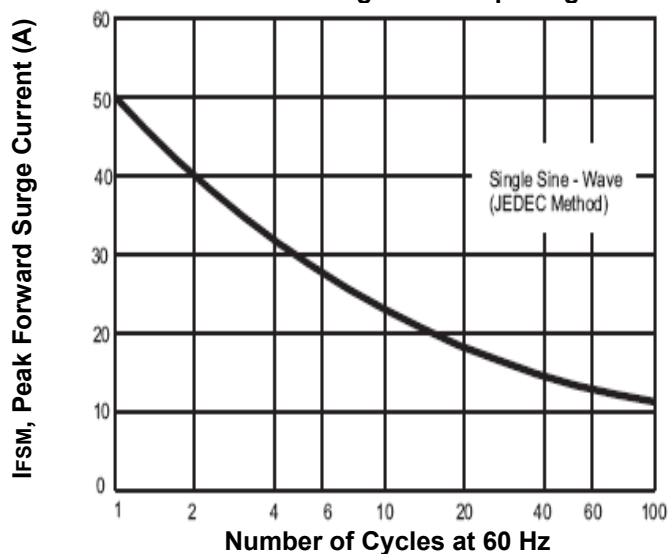


Fig.2-Maximum Non-Repetitive Peak Forward Surge Current per leg



1.5A Glass Passivated Bridge Rectifier

DF1505M - DF1514M

Fig.3-Typical Forward Characteristics per leg

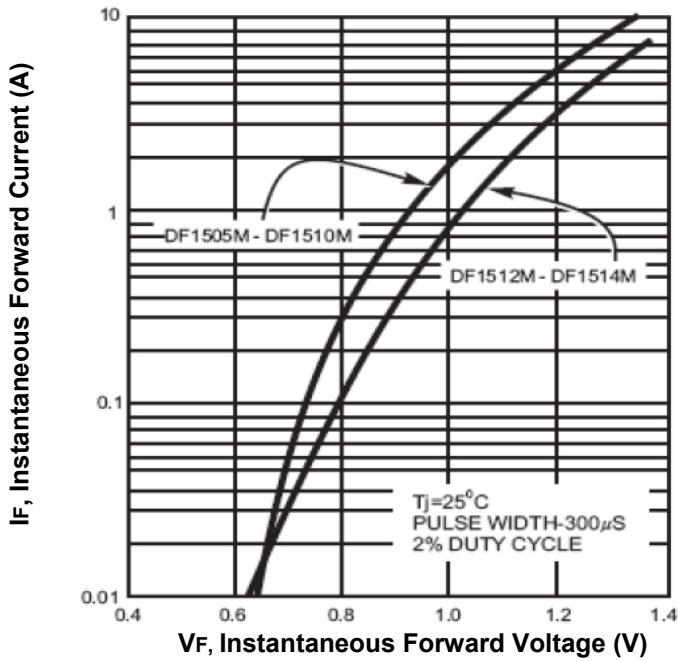


Fig.4-Typical Reverse Leakage Characteristics per leg

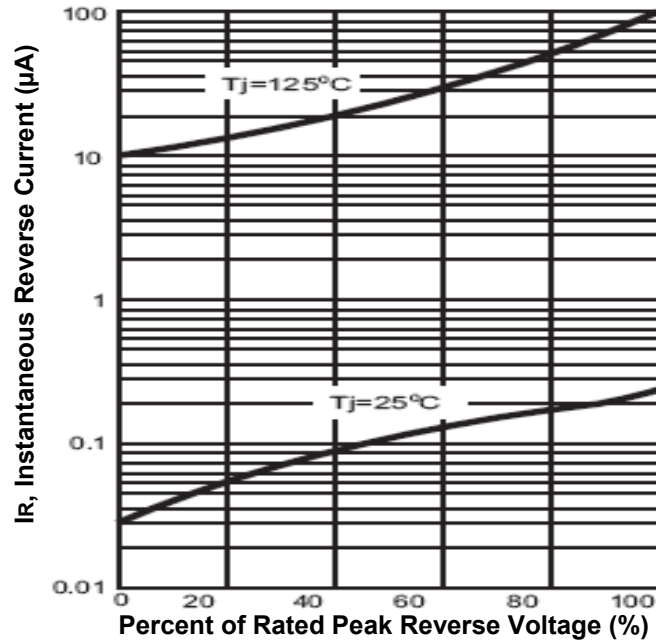
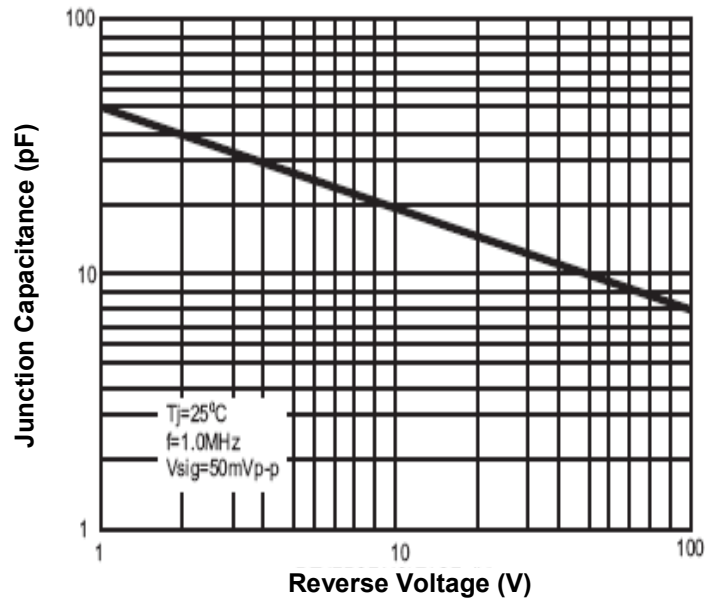


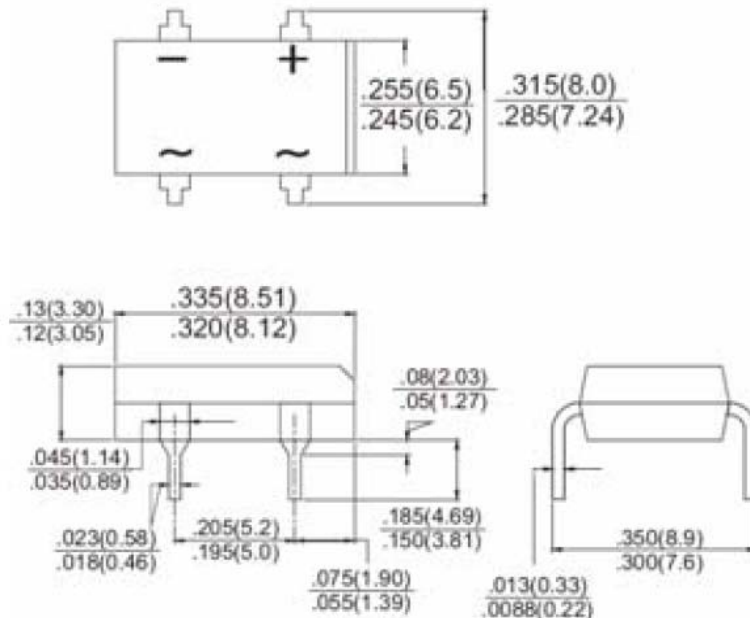
Fig.5- Typical Junction Capacitance



1.5A Glass Passivated Bridge Rectifier

DF1505M - DF1514M

Dimensions in inch (mm)



DFM

How to contact us

US HEADQUARTERS

28040 WEST HARRISON PARKWAY, VALENCIA, CA 91355-4162

Tel: (800) TAITRON (800) 824-8766 (661) 257-6060

Fax: (800) TAITFAX (800) 824-8329 (661) 257-6415

Email: taitron@taitroncomponents.com

Http://www.taitroncomponents.com

TAITRON COMPONENTS MEXICO, S.A .DE C.V.

BOULEVARD CENTRAL 5000 INTERIOR 5 PARQUE INDUSTRIAL ATITALAQUIA, HIDALGO C.P.

42970 MEXICO

Tel: +52-55-5560-1519

Fax: +52-55-5560-2190

TAITRON COMPONENTS INCORPORATED REPRESENTAÇÕES DO BRASIL LTDA

RUA DOMINGOS DE MORAIS, 2777, 2.ANDAR, SALA 24 SAÚDE - SÃO PAULO-SP 04035-001 BRAZIL

Tel: +55-11-5574-7949

Fax: +55-11-5572-0052

TAITRON COMPONENTS INCORPORATED, SHANGHAI REPRESENTATIVE OFFICE

METROBANK PLAZA, 1160 WEST YAN' AN ROAD, SUITE 1503, SHANGHAI, 200052, CHINA

Tel: +86-21-5424-9942

Fax: +86-21-5424-9931