


1.0A Glass Passivated Bridge Rectifier

Features

- Glass Passivated Die Construction
- Low leakage
- Ideal for printed circuit boards
- Applicable for automotive insertion
- High surge current capability
- This series is UL recognized under component index, File number E194718
- RoHS Compliant



DFM



Mechanical Data

Case:	DFM
Epoxy:	Plastic package has UL flammability classification 94V-0
Terminals:	Leads solderable per MIL-STD-202, method 208
Polarity:	As marked on case
Mounting Position:	Any
Weight:	0.02 ounce, 0.4 gram

Maximum Ratings And Electrical Characteristics (T_{amb}=25°C)

Symbol	Description	DF 005M	DF 01M	DF 02M	DF 04M	DF 06M	DF 08M	DF 10M	Unit	Conditions
V_{RRM}	Max. Repetitive Peak Reverse Voltage	50	100	200	400	600	800	1000	V	
V_{RMS}	Max. RMS Voltage	35	70	140	280	420	560	700	V	
V_{DC}	Max. DC Blocking Voltage	50	100	200	400	600	800	1000	V	
I_{F(AV)}	Max. Average Forward Rectified Current	1.0							A	TA=40° C
I_{FSM}	Peak Forward Surge Current	50							A	8.3ms single half sine-wave superimposed on rated load (JEDEC Method)
I_t	Rating for Fusing (t<8.3ms)	10							A²s	

1.0A Glass Passivated Bridge Rectifier

DF005M – DF10M

Symbol	Description	DF 005M	DF 01M	DF 02M	DF 04M	DF 06M	DF 08M	DF 10M	Unit	Conditions
V_F	Max. Instantaneous Forward Voltage Drop per leg	1.1							V	I _F =1.0A
I_R	Max. DC Reverse Current at Rated DC Blocking Voltage per leg	5.0							μA	TA=25° C
		500								TA=125° C
C_J	Typical Junction Capacitance per leg	25							pF	V _R =4V, f=1MHz
R_{thJA}	Typical Thermal Resistance per leg	40							°C / W	Note
R_{thJL}		15								
T_J,T_{STG}	Operating Junction and Storage Temperature Range	-55 to +150							°C	

Note: Thermal resistance from junction to ambient and from junction to lead mounted on P.C.B. with 0.5x0.5" (13x13mm) copper pads.

Typical Characteristics Curves

Fig.1- Derating Curve Output Rectified Current

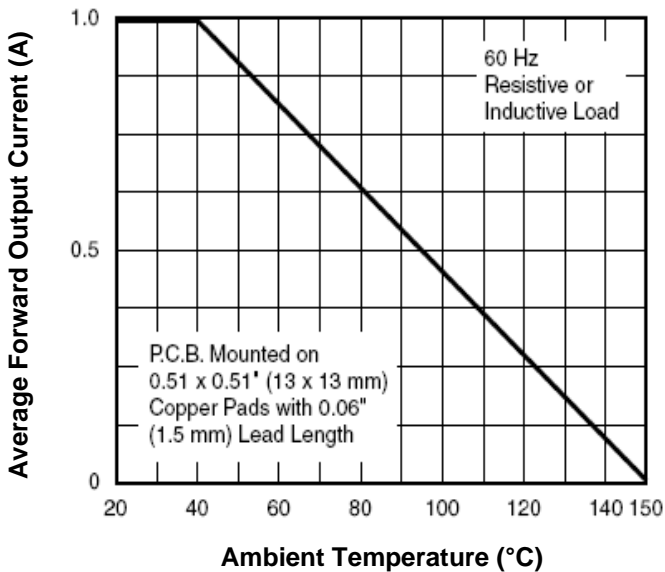
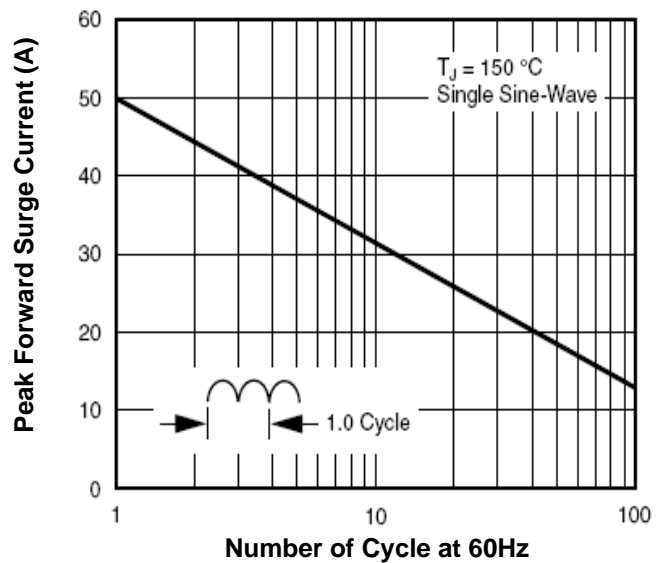


Fig.2-Max. Non-repetitive Peak Forward Surge Current per leg



1.0A Glass Passivated Bridge Rectifier

DF005M – DF10M

Fig.3-Typical Instantaneous Forward Characteristic per leg

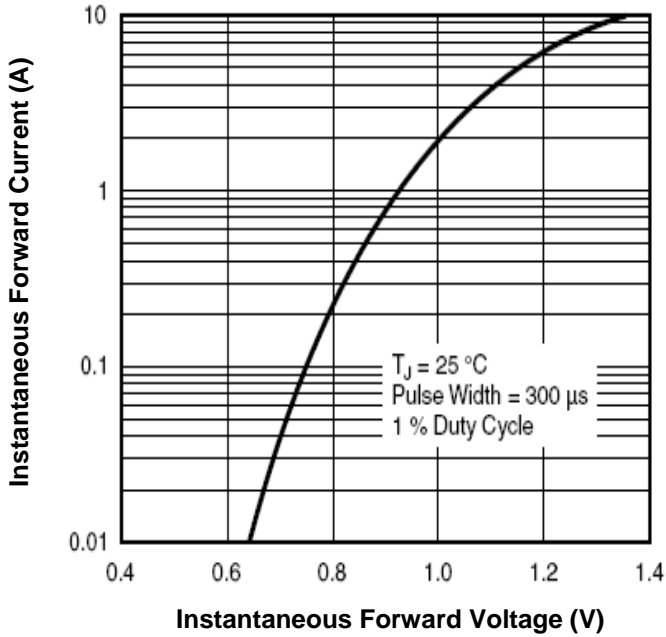


Fig.4-Typical Reverse Leakage Characteristics per leg

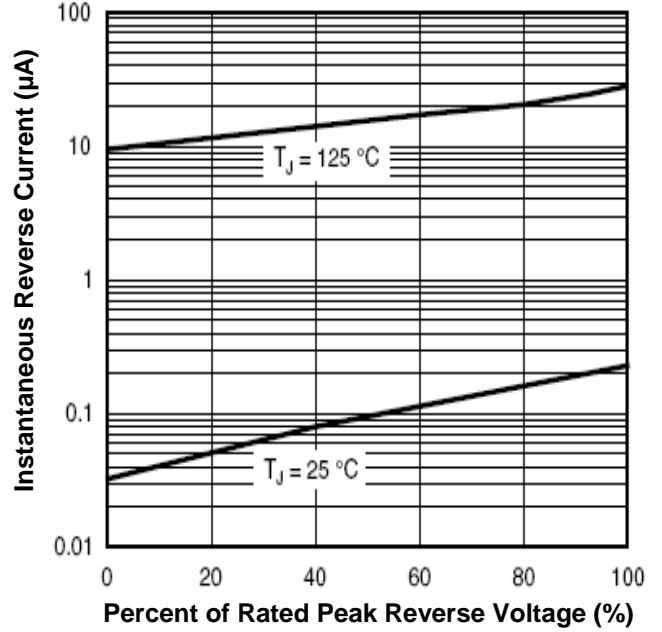
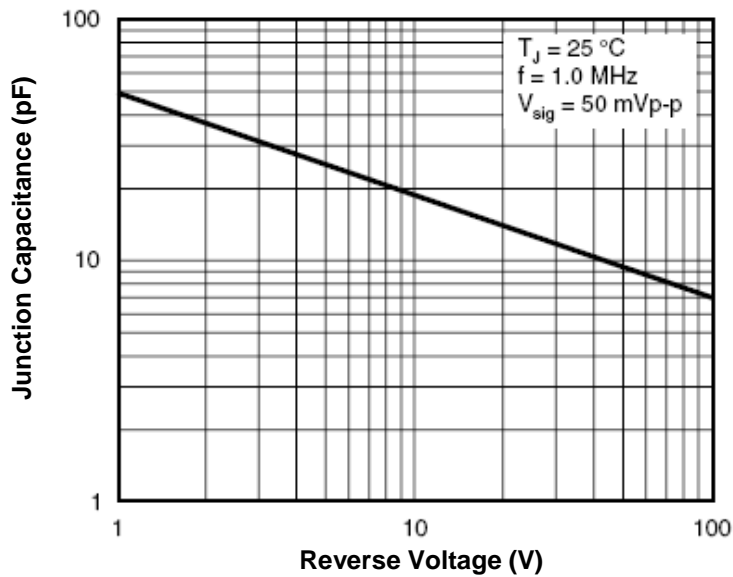


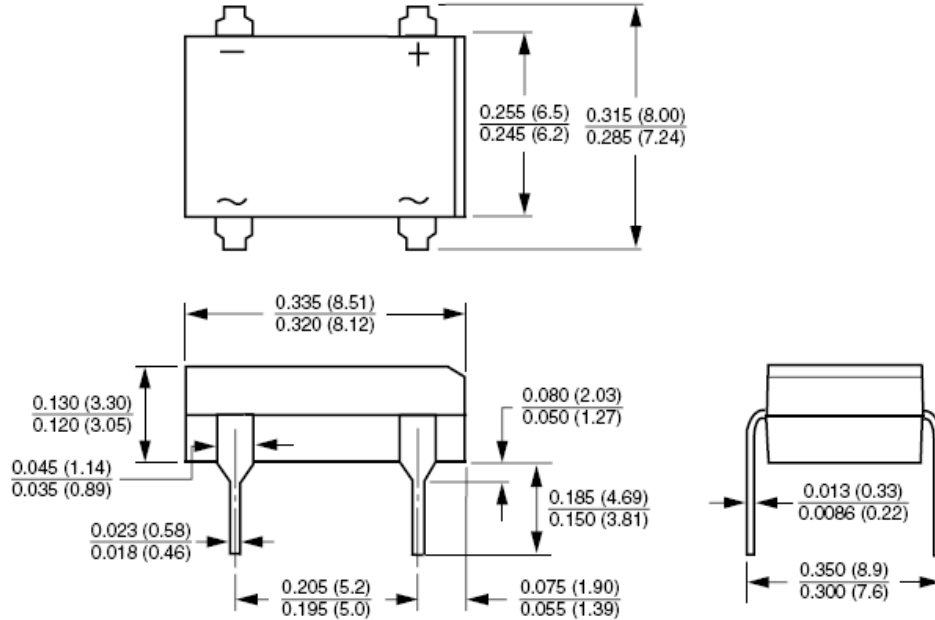
Fig.5-Typical Junction Capacitance



1.0A Glass Passivated Bridge Rectifier

DF005M – DF10M

Dimensions in inch (mm)



DFM

How to contact us:

US HEADQUARTERS

28040 WEST HARRISON PARKWAY, VALENCIA, CA 91355-4162

Tel: (800) TAITRON (800) 824-8766 (661) 257-6060

Fax: (800) TAITFAX (800) 824-8329 (661) 257-6415

Email: taitron@taitroncomponents.com

Http://www.taitroncomponents.com

TAITRON COMPONENTS MEXICO, S.A .DE C.V.

BOULEVARD CENTRAL 5000 INTERIOR 5 PARQUE INDUSTRIAL ATITALAQUIA, HIDALGO C.P.

42970 MEXICO

Tel: +52-55-5560-1519

Fax: +52-55-5560-2190

TAITRON COMPONENTS INCORPORATED REPRESENTAÇÕES DO BRASIL LTDA

RUA DOMINGOS DE MORAIS, 2777, 2.ANDAR, SALA 24 SAÚDE - SÃO PAULO-SP 04035-001 BRAZIL

Tel: +55-11-5574-7949

Fax: +55-11-5572-0052

TAITRON COMPONENTS INCORPORATED, SHANGHAI REPRESENTATIVE OFFICE

METROBANK PLAZA, 1160 WEST YAN' AN ROAD, SUITE 1503, SHANGHAI, 200052, CHINA

Tel: +86-21-5424-9942

Fax: +86-21-5424-9931