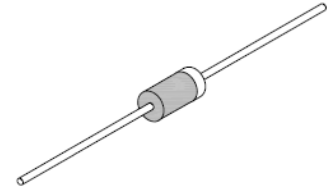


1.5A Glass Passivated Rectifiers

Features

- Glass passivated chip junction
- Low forward voltage drop
- Low reverse leakage
- High forward surge current capability
- High temperature soldering guaranteed: 260°C/10 seconds
/.0375" (9.5mm) lead length, 5lbs (2.3kg) tension



DO-15

Mechanical Data

Case:	DO-15 molded plastic body
Epoxy:	Plastic package has UL flammability classification 94V-0
Terminals:	Plated axial leads, solderable per MIL-STD-202E, Method 208C
Polarity:	Color band denotes cathode end
Weight:	0.015 ounces, 0.4 gram

Maximum Ratings and Electrical Characteristics *(T_A=25°C unless noted otherwise)*

Symbol	Description	1N5391G	1N5392G	1N5393G	1N5395G	1N5397G	1N5398G	1N5399G	Unit	Conditions
V_{RRM}	Maximum Repetitive Peak Reverse Voltage	50	100	200	400	600	800	1000	V	
V_{RMS}	Maximum RMS Voltage	35	70	140	280	420	560	700	V	
V_{DC}	Maximum DC Blocking Voltage	50	100	200	400	600	800	1000	V	
I_{F(AV)}	Maximum Average Forward Rectified Current	1.5							A	0.375"(9.5mm) lead length at T _A =75° C
I_{FSM}	Peak Forward Surge Current	50							A	8.3ms single half sine-wave superimposed on rated load (JEDEC Method)
V_F	Maximum Instantaneous Forward Voltage	1.1							V	I _F =1.5 A

1.5A Glass Passivated Rectifiers

1N5391G – 1N5399G

Symbol	Description	1N5391G	1N5392G	1N5393G	1N5395G	1N5397G	1N5398G	1N5399G	Unit	Conditions
I_R	Maximum DC Reverse Current at Rated DC Blocking Voltage	5.0							μA	TA=25° C
		50								TA=125° C
C_J	Typical Junction Capacitance	20							pF	VR=4V, f=1MHz
R_{thJA}	Typical Thermal Resistance	50							° C/W	Note
T_J, T_{STG}	Operating Junction and Storage Temperature Range	-55 to +150							° C	

Note: Thermal resistance from junction to ambient at 0.375"(9.5mm) lead length, P.C. board mounted.

Typical Characteristics Curves

Fig.1-Typical Forward Current De-rating Curve

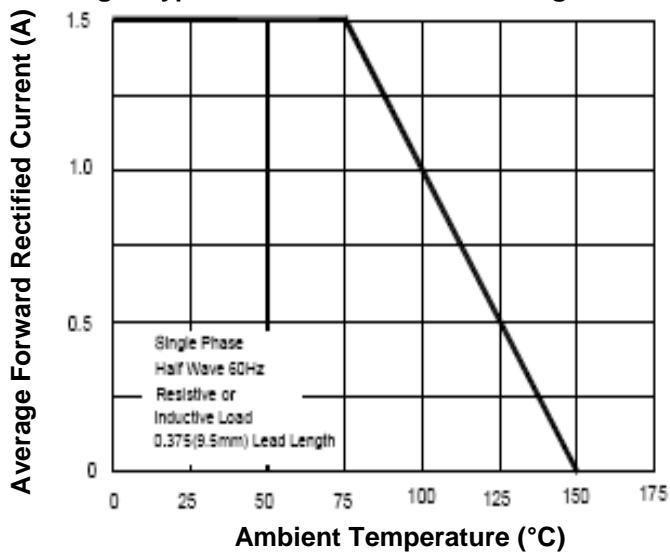
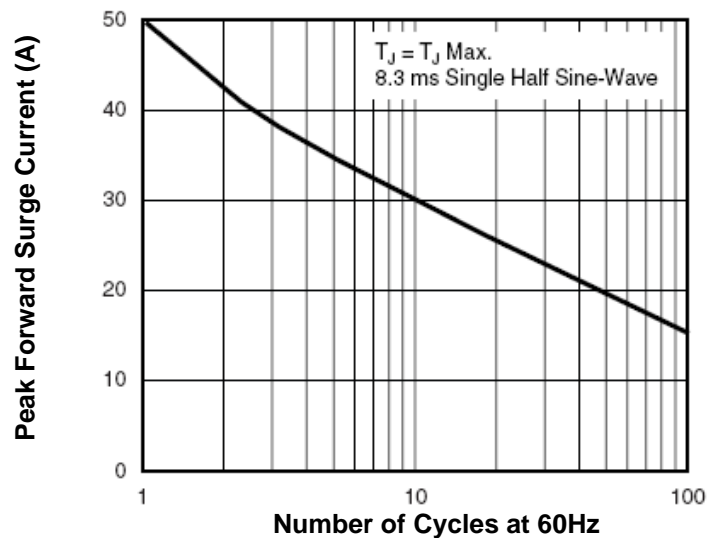


Fig.2-Max. Non-Repetitive Peak Forward Surge Current



1.5A Glass Passivated Rectifiers

1N5391G - 1N5399G

Fig.3- Typical Forward Characteristics

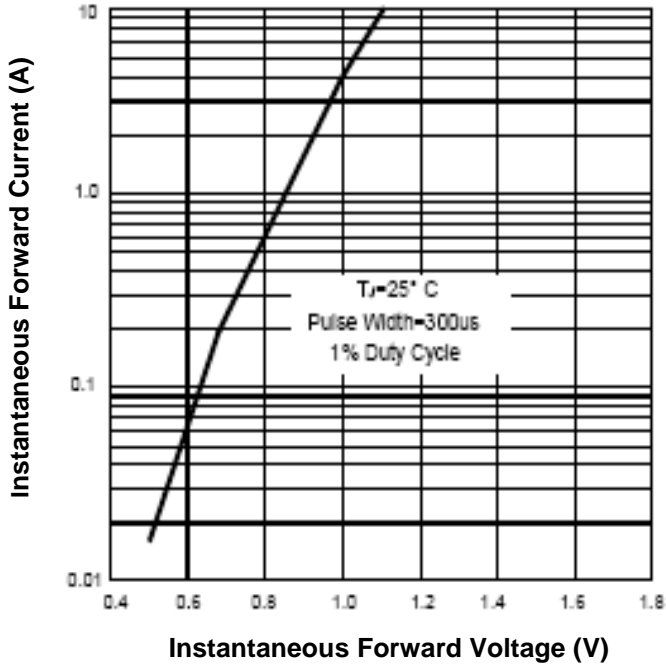


Fig.4-Typical Reverse Leakage Characteristics

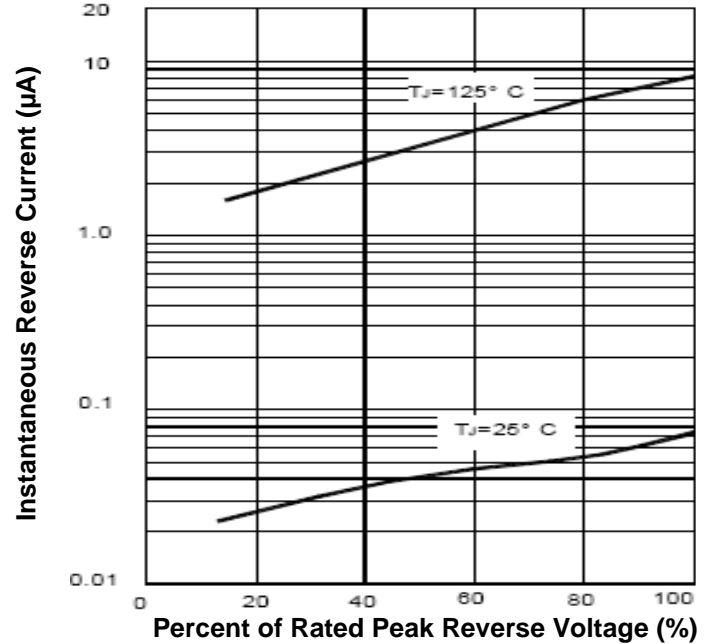
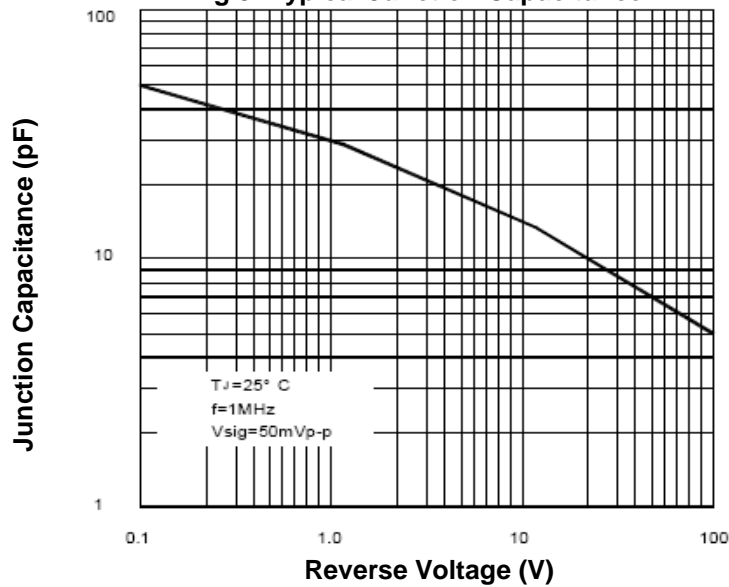


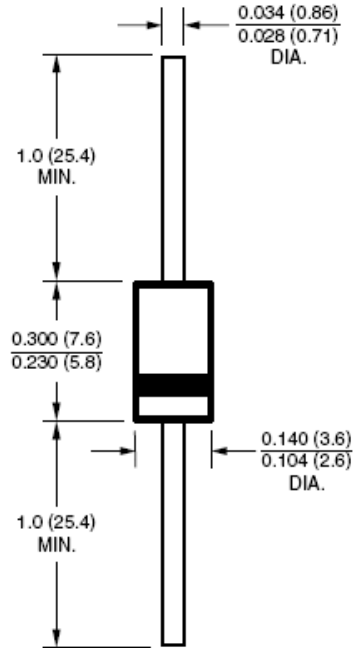
Fig.5- Typical Junction Capacitance



1.5A Glass Passivated Rectifiers

1N5391G - 1N5399G

Dimensions in inches (mm)



DO-15

How to contact us

USA HEADQUARTERS

28040 WEST HARRISON PARKWAY, VALENCIA, CA 91355-4162

Tel: (800)-TAITRON (800)-824-8766 (661)-257-6060

Fax: (800)-TAITFAX (800)-824-8329 (661)-257-6415

Email: taitron@taitroncomponents.com

Http://www.taitroncomponents.com

TAITRON COMPONENTS INCORPORATED TAIWAN BRANCH

6F., NO.190, SEC. 2, ZHONGXING RD., XINDIAN DIST., NEW TAIPEI CITY 23146, TAIWAN R.O.C.

Tel: 886-2-2913-6238

Fax: 886-2-2913-6239

TAITRON COMPONENT TECHNOLOG SHANGHAI CORPORATION

SUITE 1503, METROBANK PLAZA, 1160 WEST YAN'AN ROAD, SHANGHAI, 200052, CHINA

Tel: +86-21-5424-9942

Fax: +86-21-2302-5027