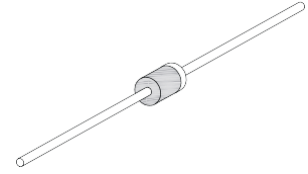


## 1A Glass Passivated Rectifiers

### Features

- Glass passivated chip junction
- Low forward voltage drop
- Low leakage current, typical  $I_R$  less than  $0.1\mu A$
- High forward surge current capability
- High temperature soldering guaranteed:  $265^\circ C/10$  seconds  
/.037" (9.5mm) lead length, 5lbs (2.3kg) tension



**DO-204AL  
(DO-41)**

### Mechanical Data

<b>Case:</b>	DO-204AL, molded epoxy over passivated chip
<b>Epoxy:</b>	Plastic package has UL flammability classification 94V-0
<b>Terminals:</b>	Plated axial leads, solderable per MIL-STD-202E, Method 208C
<b>Polarity:</b>	Color band denotes cathode end
<b>Mounting Position:</b>	Any
<b>Weight:</b>	0.012 ounce, 0.33 gram

### Maximum Ratings and Electrical Characteristics ( $T_A=25^\circ C$ unless noted otherwise)

Symbol	Description	1N4001G	1N4002G	1N4003G	1N4004G	1N4005G	1N4006G	1N4007G	Unit	Conditions
<b>V<sub>RRM</sub></b>	Maximum Repetitive Peak Reverse Voltage	50	100	200	400	600	800	1000	V	
<b>V<sub>RMS</sub></b>	Maximum RMS Voltage	35	70	140	280	420	560	700	V	
<b>V<sub>DC</sub></b>	Maximum DC Blocking Voltage	50	100	200	400	600	800	1000	V	
<b>I<sub>F(AV)</sub></b>	Maximum Average Forward Rectified Current	1.0							A	0.375" (9.5 mm) lead length at $T_A=75^\circ C$
<b>I<sub>FSM</sub></b>	Peak Forward Surge Current	30							A	8.3ms single half sine-wave superimposed on rated load (JEDEC Method)
<b>I<sub>R(AV)</sub></b>	Maximum Full Load Reverse Current, Full Cycle Average	30							$\mu A$	0.375" (9.5 mm) lead length at $T_A=75^\circ C$

# 1A Glass Passivated Rectifiers

## 1N4001G - 1N4007G

Symbol	Description	1N4001G	1N4002G	1N4003G	1N4004G	1N4005G	1N4006G	1N4007G	Unit	Conditions
<b>V<sub>F</sub></b>	Maximum Instantaneous Forward Voltage	1.1							V	IF=1.0A
<b>I<sub>R</sub></b>	Maximum DC Reverse Current at Rated DC Blocking Voltage	5.0							μA	TA=25° C
		50								TA=100° C
<b>C<sub>J</sub></b>	Typical Junction Capacitance	6							pF	VR=4V, f=1MHz
<b>R<sub>thJA</sub></b>	Typical Thermal Resistance	50							°C / W	Note
<b>R<sub>thJL</sub></b>		25								
<b>T<sub>J</sub>, T<sub>STG</sub></b>	Operating Junction and Storage Temperature Range	-55 to +150							°C	

**Note:** Thermal resistance from junction to ambient at 0.375" (9.5mm) lead length, P.C.B. mounted

### Typical Characteristics Curves

Fig.1- Forward Current Derating Curve

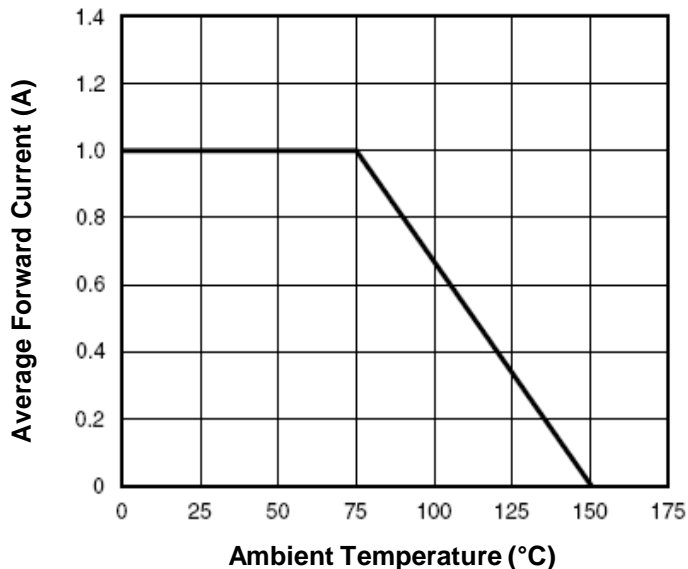
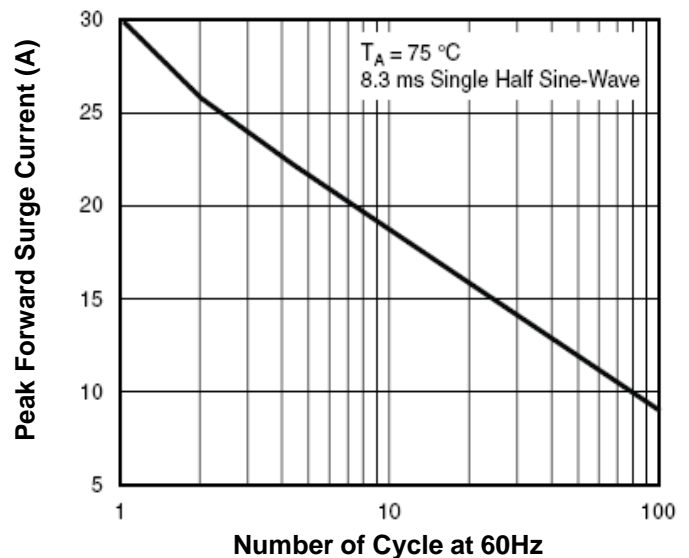


Fig.2- Max. Non-repetitive Peak Forward Surge Current



# 1A Glass Passivated Rectifiers

## 1N4001G - 1N4007G

Fig.3-Typical Instantaneous Forward Characteristic

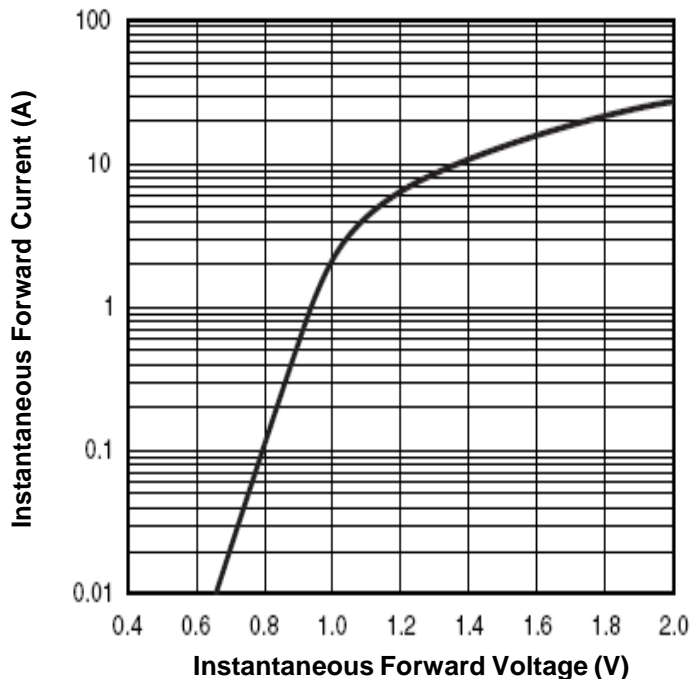


Fig.4-Typical Reverse Characteristics

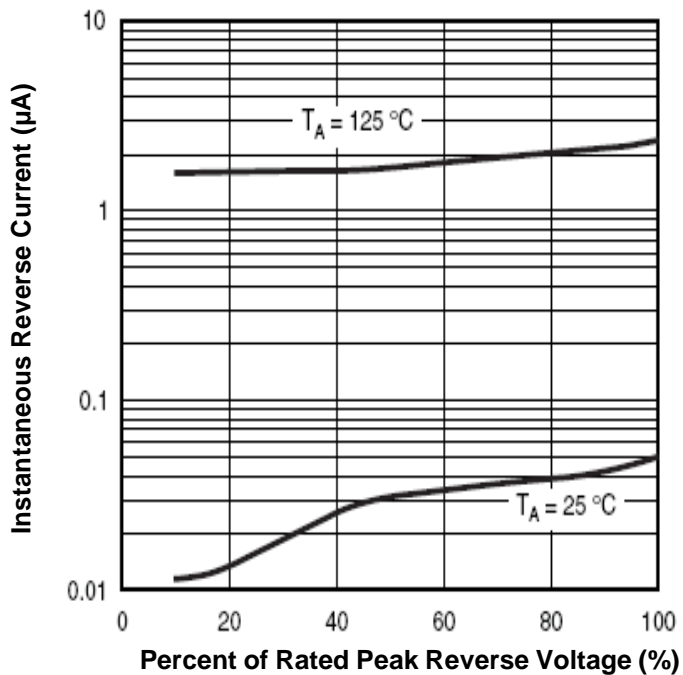
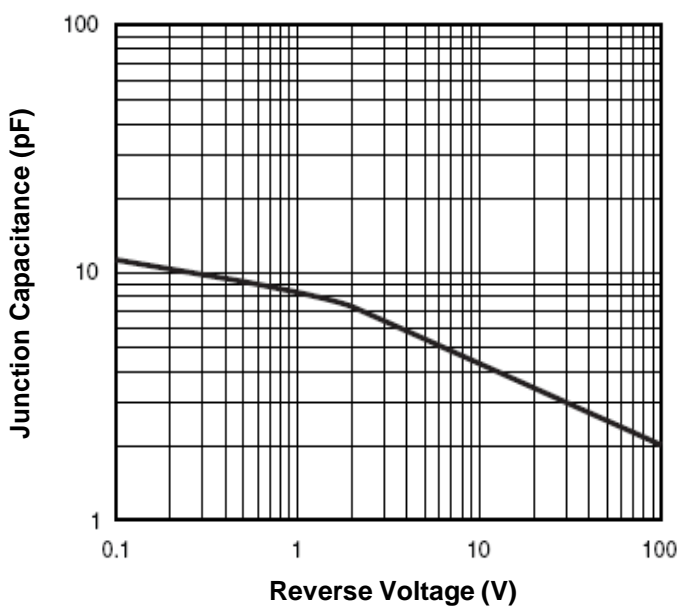


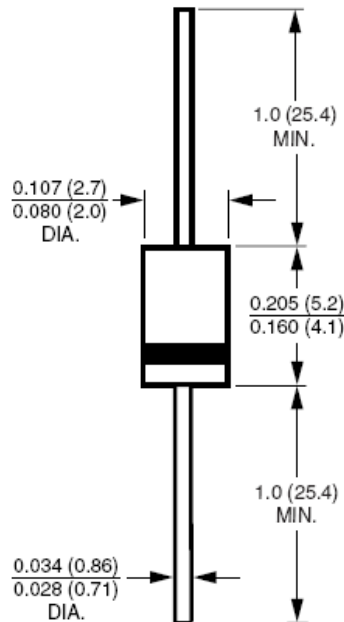
Fig.5-Typical Junction Capacitance



# 1A Glass Passivated Rectifiers

1N4001G - 1N4007G

## Dimensions in inch (mm)



**DO-204AL  
(DO-41)**

## How to contact us

### USA HEADQUARTERS

28040 WEST HARRISON PARKWAY, VALENCIA, CA 91355-4162

Tel: (800)-TAITRON (800)-824-8766 (661)-257-6060

Fax: (800)-TAITFAX (800)-824-8329 (661)-257-6415

Email: [taitron@taitroncomponents.com](mailto:taitron@taitroncomponents.com)

Http://[www.taitroncomponents.com](http://www.taitroncomponents.com)

### TAITRON COMPONENTS INCORPORATED TAIWAN BRANCH

6F., NO.190, SEC. 2, ZHONGXING RD., XINDIAN DIST., NEW TAIPEI CITY 23146, TAIWAN R.O.C.

Tel: 886-2-2913-6238

Fax: 886-2-2913-6239

### TAITRON COMPONENT TECHNOLOG SHANGHAI CORPORATION

SUITE 1503, METROBANK PLAZA, 1160 WEST YAN'AN ROAD, SHANGHAI, 200052, CHINA

Tel: +86-21-5424-9942

Fax: +86-21-2302-5027